

## SELLING PRICE

AVERAGE	<b>\$439K</b>	MEDIAN	<b>\$418K</b>
Month-over-Month	-0.6%	Month-over-Month	-0.7%
Year-over-Year	6.6%	Year-over-Year	7.2%



**All Residential**

AVERAGE	<b>\$539K</b>	MEDIAN	<b>\$495K</b>
MoM	-1.3%	MoM	-1.0%
YoY	7.9%	YoY	7.6%



**Detached**

AVERAGE	<b>\$422K</b>	MEDIAN	<b>\$410K</b>
MoM	2.0%	MoM	0.1%
YoY	10.3%	YoY	9.2%



**Semi-Detached**

AVERAGE	<b>\$290K</b>	MEDIAN	<b>\$290K</b>
MoM	-1.5%	MoM	-1.7%
YoY	12.7%	YoY	15.7%



**Row/Townhouse**

AVERAGE	<b>\$212K</b>	MEDIAN	<b>\$195K</b>
MoM	2.3%	MoM	1.6%
YoY	8.5%	YoY	11.4%



**Apartment Condominium**

## NEW LISTINGS



Current Month	<b>3,712</b>	Month-over-Month	<b>↓ -12.2%</b>
YTD	<b>20K</b>	Year-over-Year	<b>↑ 2.3%</b>

**5,950**



**INVENTORY**



**SOLD**

<b>Detached</b>	<b>\$2,370,000</b>
<b>Semi-Detached</b>	<b>\$1,440,000</b>
<b>Row/Townhouse</b>	<b>\$853,995</b>
<b>Apartment Condominium</b>	<b>\$975,000</b>



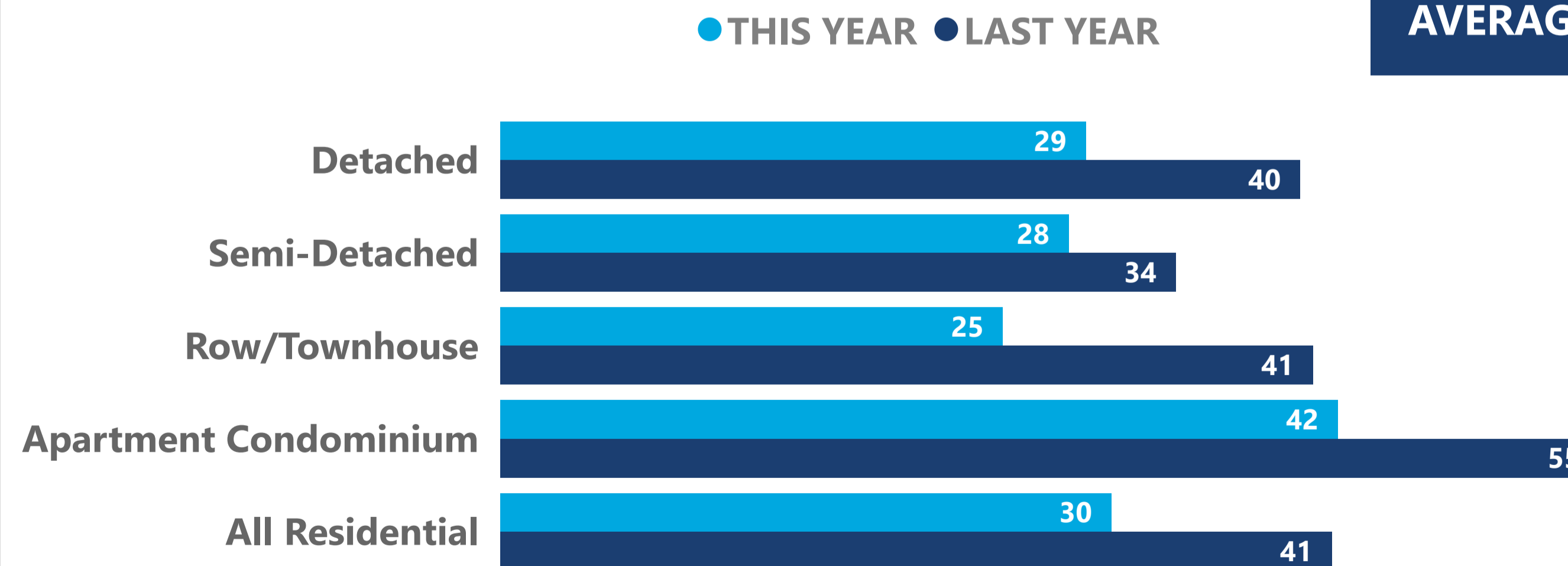
**SALES**

Current Month	<b>2,847</b>	Month-over-Month	<b>↓ -11.4%</b>
YTD	<b>15K</b>	Year-over-Year	<b>↑ 10.0%</b>



**HIGH ROLLERS**

## AVERAGE DAYS ON MARKET FOR MONTHLY SALES



\* Greater Edmonton Area includes Beaumont, Bon Accord, Bruderheim, Calmar, Devon, Edmonton, Fort Saskatchewan, Gibbons, Leduc, Legal, Morinville, New Sarepta, Redwater, Rural Leduc County, Rural Parkland County, Rural Strathcona County, Rural Sturgeon County, Sherwood Park, Spruce Grove, St. Albert, Stony Plain, Thorsby, Wabamun, Warburg.

## SELLING PRICE

AVERAGE	<b>\$413K</b>	MEDIAN	<b>\$394K</b>
Month-over-Month	-1.0%	Month-over-Month	-0.3%
Year-over-Year	6.0%	Year-over-Year	6.5%



**All Residential**

AVERAGE	<b>\$529K</b>	MEDIAN	<b>\$481K</b>
MoM	-2.8%	MoM	-3.4%
YoY	7.8%	YoY	7.0%



**Detached**

AVERAGE	<b>\$425K</b>	MEDIAN	<b>\$411K</b>
MoM	-0.3%	MoM	-1.0%
YoY	10.0%	YoY	8.2%



**Semi-Detached**

AVERAGE	<b>\$285K</b>	MEDIAN	<b>\$282K</b>
MoM	1.1%	MoM	-1.1%
YoY	12.2%	YoY	11.6%



**Row/Townhouse**

AVERAGE	<b>\$207K</b>	MEDIAN	<b>\$192K</b>
MoM	2.8%	MoM	2.6%
YoY	12.5%	YoY	12.2%



**Apartment Condominium**

## NEW LISTINGS



Current Month	<b>2,647</b>	Month-over-Month	<b>↓ -10.9%</b>
YTD	<b>14K</b>	Year-over-Year	<b>↑ 5.0%</b>



Current Month	<b>1,941</b>	Month-over-Month	<b>↓ -9.6%</b>
YTD	<b>10K</b>	Year-over-Year	<b>↑ 10.9%</b>

**4,304**



**INVENTORY**

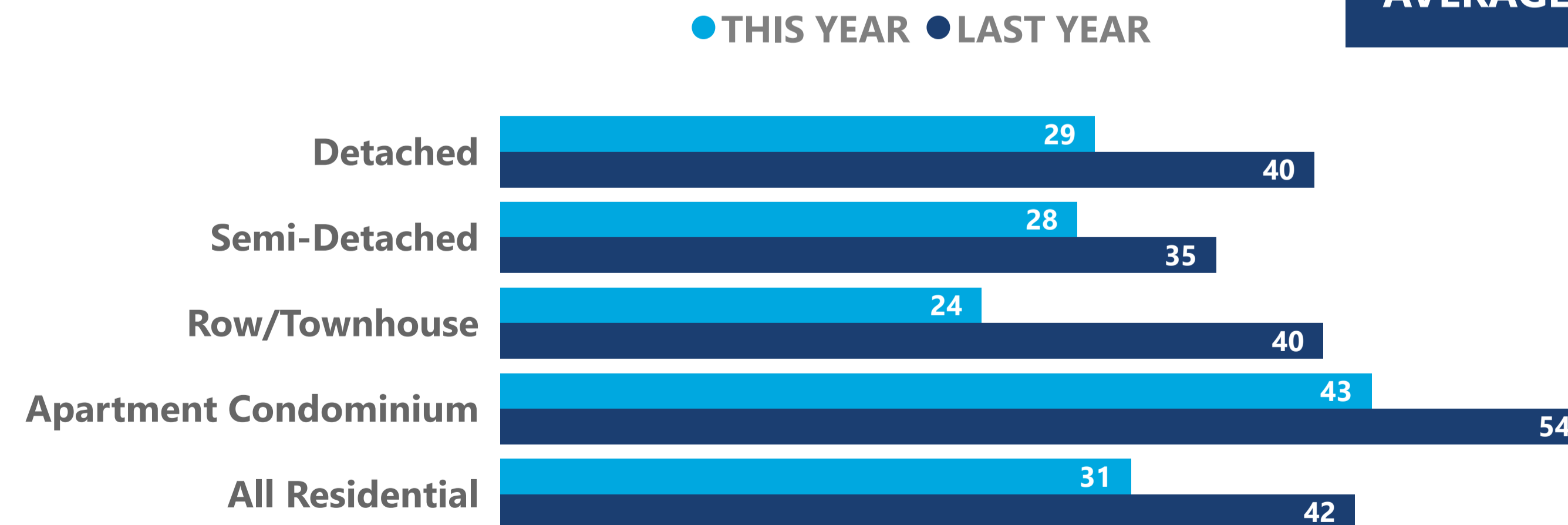


<b>Detached</b>	<b>\$2,370,000</b>
<b>Semi-Detached</b>	<b>\$1,440,000</b>
<b>Row/Townhouse</b>	<b>\$853,995</b>
<b>Apartment Condominium</b>	<b>\$975,000</b>



**HIGH ROLLERS**

## AVERAGE DAYS ON MARKET FOR MONTHLY SALES



## NEW LISTINGS



Current Month	Month-over-Month
3,712	↓ -12.2%
YTD	Year-over-Year
20K	↑ 2.3%



## SALES

Current Month	Month-over-Month
2,847	↓ -11.4%
YTD	Year-over-Year
15K	↑ 10.0%

5,950



## INVENTORY



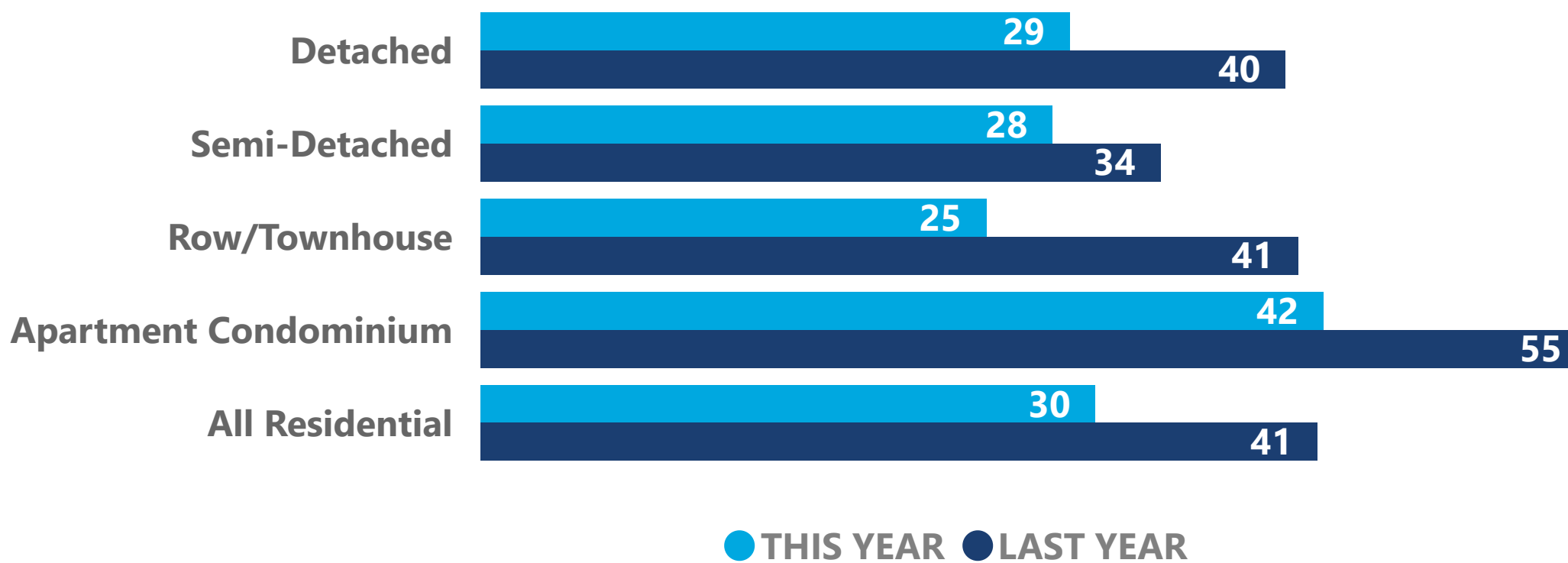
SOLD

Detached	\$2,370,000
Semi-detached	\$1,440,000
Row/Townhouse	\$853,995
Apartment Condominium	\$975,000



## HIGH ROLLERS

## AVERAGE DAYS ON MARKET FOR MONTHLY SALES



## SELLING PRICE COMPARISONS

ALL RESIDENTIAL	DETACHED	SEMI-DETACHED	ROW/TOWNHOUSE	APARTMENT CONDOMINIUM
AVERAGE <b>\$439K</b>	AVERAGE <b>\$539K</b>	AVERAGE <b>\$422K</b>	AVERAGE <b>\$290K</b>	AVERAGE <b>\$212K</b>
MoM <b>-0.6%</b>	MoM <b>-1.3%</b>	MoM <b>2.0%</b>	MoM <b>-1.5%</b>	MoM <b>2.3%</b>
YoY <b>6.6%</b>	YoY <b>7.9%</b>	YoY <b>10.3%</b>	YoY <b>12.7%</b>	YoY <b>8.5%</b>
MEDIAN <b>\$418K</b>	MEDIAN <b>\$495K</b>	MEDIAN <b>\$410K</b>	MEDIAN <b>\$290K</b>	MEDIAN <b>\$195K</b>
MoM <b>-0.7%</b>	MoM <b>-1.0%</b>	MoM <b>0.1%</b>	MoM <b>-1.7%</b>	MoM <b>1.6%</b>
YoY <b>7.2%</b>	YoY <b>7.6%</b>	YoY <b>9.2%</b>	YoY <b>15.7%</b>	YoY <b>11.4%</b>

\* Greater Edmonton Area includes Beaumont, Bon Accord, Bruderheim, Calmar, Devon, Edmonton, Fort Saskatchewan, Gibbons, Leduc, Legal, Morinville, New Sarepta, Redwater, Rural Leduc County, Rural Parkland County, Rural Strathcona County, Rural Sturgeon County, Sherwood Park, Spruce Grove, St. Albert, Stony Plain, Thorsby, Wabamun, Warburg

## NEW LISTINGS



Current Month	Month-over-Month
2,647	↓ -10.9%
YTD	Year-over-Year
14K	↑ 5.0%



## SALES

Current Month	Month-over-Month
1,941	↓ -9.6%
YTD	Year-over-Year
10K	↑ 10.9%

4,304



## INVENTORY



SOLD

Detached	\$2,370,000
Semi-detached	\$1,440,000
Row/Townhouse	\$853,995
Apartment Condominium	\$975,000



## HIGH ROLLERS

## AVERAGE DAYS ON MARKET FOR MONTHLY SALES



● THIS YEAR ● LAST YEAR

## SELLING PRICE COMPARISONS



### ALL RESIDENTIAL

AVERAGE	\$413K
MoM	-1.0%
YoY	6.0%
MEDIAN	\$394K
MoM	-0.3%
YoY	6.5%



### DETACHED

AVERAGE	\$529K
MoM	-2.8%
YoY	7.8%
MEDIAN	\$481K
MoM	-3.4%
YoY	7.0%



### SEMI-DETACHED

AVERAGE	\$425K
MoM	-0.3%
YoY	10.0%
MEDIAN	\$411K
MoM	-1.0%
YoY	8.2%



### ROW/TOWNHOUSE

AVERAGE	\$285K
MoM	1.1%
YoY	12.2%
MEDIAN	\$282K
MoM	-1.1%
YoY	11.6%



### APARTMENT CONDOMINIUM

AVERAGE	\$207K
MoM	2.8%
YoY	12.5%
MEDIAN	\$192K
MoM	2.6%
YoY	12.2%

## MLS® HOME PRICE INDEX

**\$408K**

Benchmark Price

**↑ 2.1%**

Month-over-Month

**↑ 7.0%**

Year-over-Year

**\$439K**

Average Sales Price

**↓ -0.6%**

Month-over-Month

**↑ 6.6%**

Year-over-Year

**\$418K**

Median Sales Price

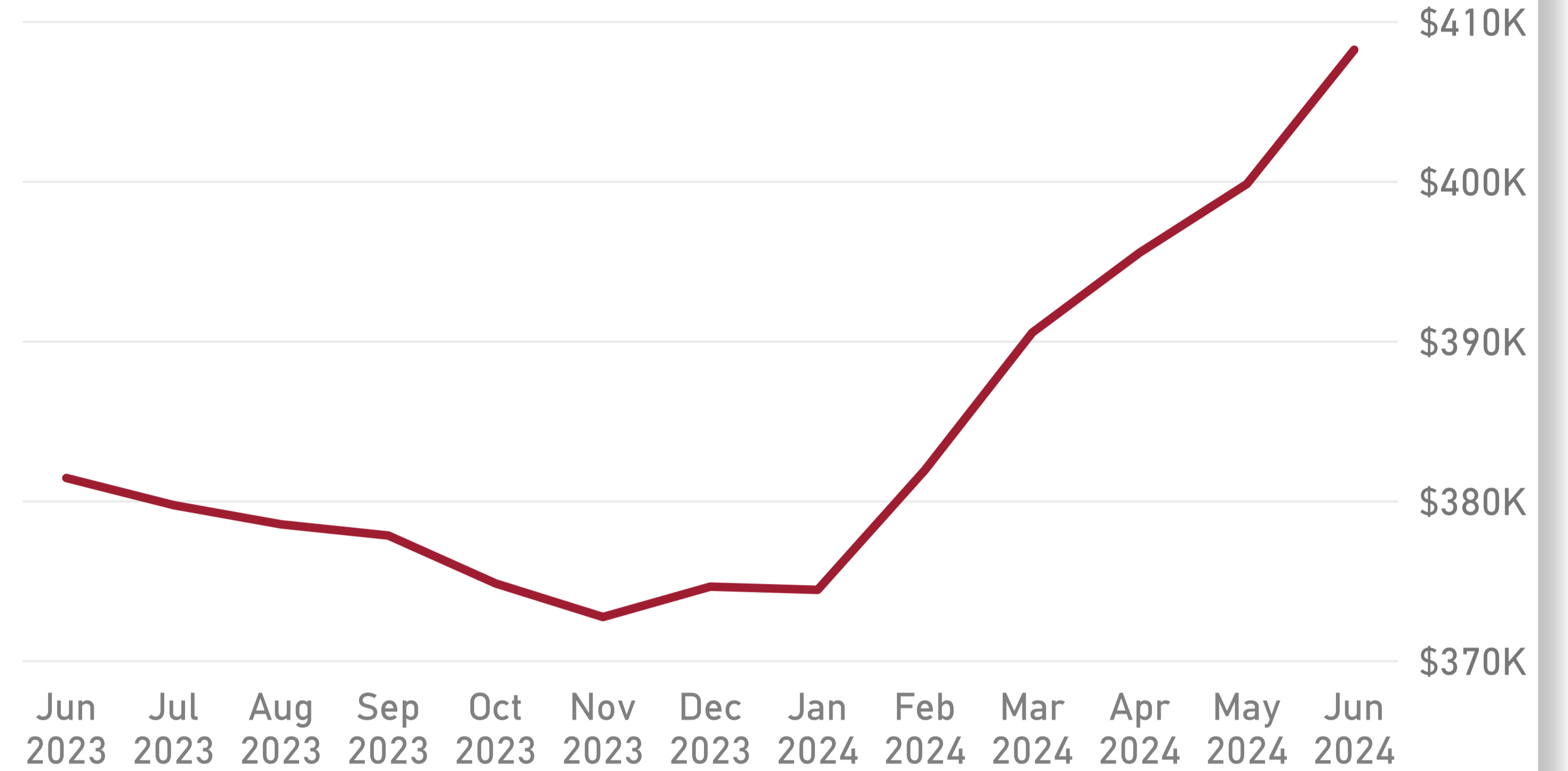
**↓ -0.7%**

Month-over-Month

**↑ 7.2%**

Year-over-Year

## BENCHMARK PRICE TREND



**\$476K**

Benchmark Price


**↑ 2.2%**

Month-over-Month

**↑ 8.7%**

Year-over-Year

**SINGLE FAMILY**



**\$198K**

Benchmark Price

**↑ 2.4%**

Month-over-Month

**↑ 11.2%**

Year-over-Year

**APARTMENT**



**\$268K**

Benchmark Price

**↑ 2.8%**

Month-over-Month

**↑ 13.1%**

Year-over-Year

**TOWNHOUSE**

## MLS® HOME PRICE INDEX

**\$400K**

Benchmark Price

**↑ 1.9%**

Month-over-Month

**↑ 7.3%**

Year-over-Year

**\$413K**

Average Sales Price

**↓ -1.0%**

Month-over-Month

**↑ 6.0%**

Year-over-Year

**\$394K**

Median Sales Price

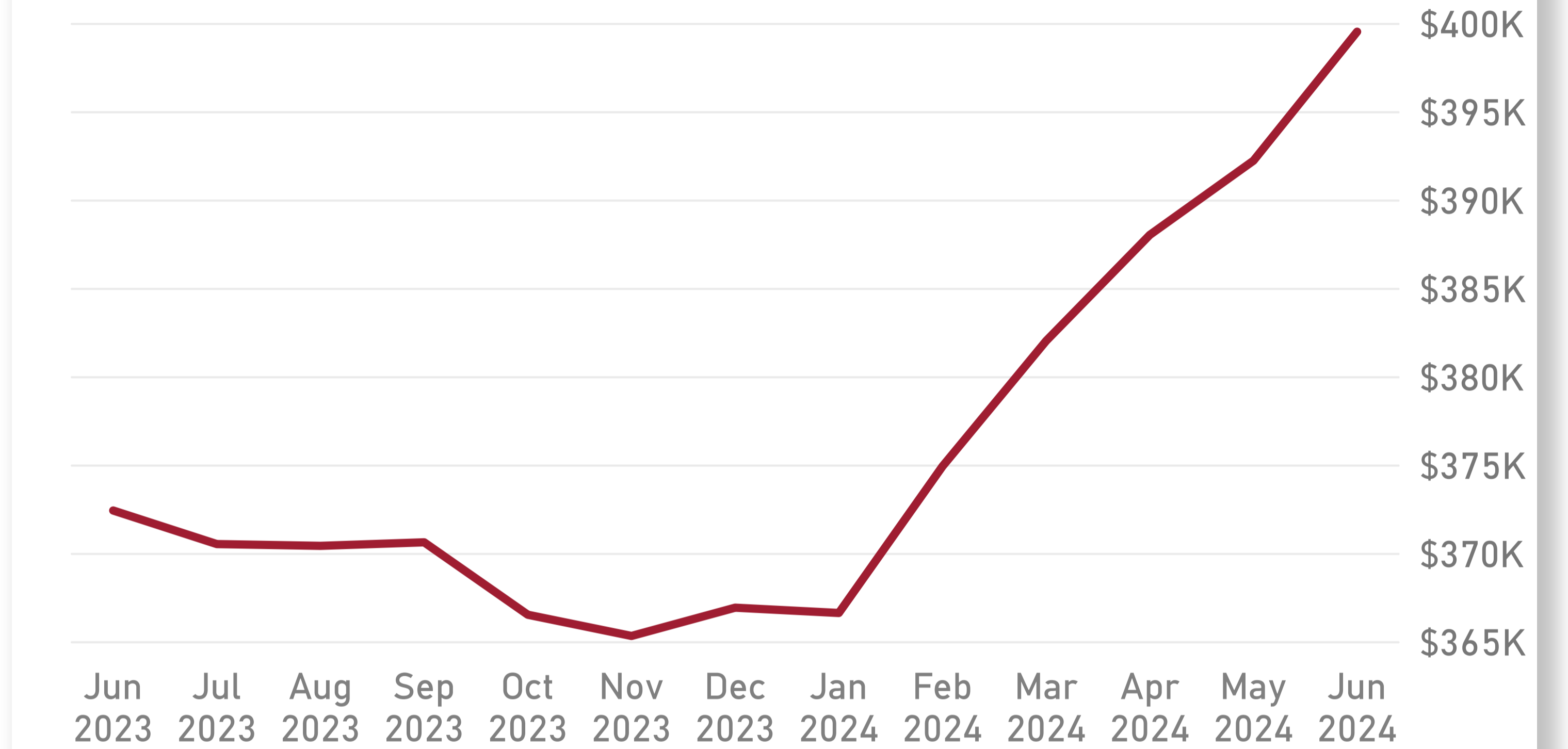
**↓ -0.3%**

Month-over-Month

**↑ 6.5%**

Year-over-Year

## BENCHMARK PRICE TREND



**\$483K**

Benchmark Price


**↑ 1.9%**

Month-over-Month

**↑ 9.1%**

Year-over-Year

**SINGLE FAMILY**



**\$194K**

Benchmark Price

**↑ 2.3%**

Month-over-Month

**↑ 12.5%**

Year-over-Year

**APARTMENT**



**\$261K**

Benchmark Price

**↑ 2.9%**

Month-over-Month

**↑ 14.0%**

Year-over-Year

**TOWNHOUSE**

# NEW LISTINGS



Current Month

3,712

Month-over-Month

↓ -12.2%

YTD

20K

Year-over-Year

↑ 2.3%

\* Greater Edmonton Area includes Beaumont, Bon Accord, Bruderheim, Calmar, Devon, Edmonton, Fort Saskatchewan, Gibbons, Leduc, Legal, Morinville, New Sarepta, Redwater, Rural Leduc County, Rural Parkland County, Rural Strathcona County, Rural Sturgeon County, Sherwood Park, Spruce Grove, St. Albert, Stony Plain, Thorsby, Wabamun, Warburg.

## NEW LISTINGS



Current Month

2,647

Month-over-Month

↓ -10.9%

YTD

14K

Year-over-Year

↑ 5.0%





\* Greater Edmonton Area includes Beaumont, Bon Accord, Bruderheim, Calmar, Devon, Edmonton, Fort Saskatchewan, Gibbons, Leduc, Legal, Morinville, New Sarepta, Redwater, Rural Leduc County, Rural Parkland County, Rural Strathcona County, Rural Sturgeon County, Sherwood Park, Spruce Grove, St. Albert, Stony Plain, Thorsby, Wabamun, Warburg.



**SALES**

Current Month

**1,941**

YTD

**10K**

Month-over-Month

**↓ -9.6%**

Year-over-Year

**↑ 10.9%**

5,950



**INVENTORY**

\* Greater Edmonton Area includes Beaumont, Bon Accord, Bruderheim, Calmar, Devon, Edmonton, Fort Saskatchewan, Gibbons, Leduc, Legal, Morinville, New Sarepta, Redwater, Rural Leduc County, Rural Parkland County, Rural Strathcona County, Rural Sturgeon County, Sherwood Park, Spruce Grove, St. Albert, Stony Plain, Thorsby, Wabamun, Warburg.

4,304



**INVENTORY**



Detached **\$2,370,000**

Semi-Detached **\$1,440,000**

Row/Townhouse **\$853,995**

Apartment  
Condominium **\$975,000**



**HIGH ROLLERS**

\* Greater Edmonton Area includes Beaumont, Bon Accord, Bruderheim, Calmar, Devon, Edmonton, Fort Saskatchewan, Gibbons, Leduc, Legal, Morinville, New Sarepta, Redwater, Rural Leduc County, Rural Parkland County, Rural Strathcona County, Rural Sturgeon County, Sherwood Park, Spruce Grove, St. Albert, Stony Plain, Thorsby, Wabamun, Warburg.



Detached **\$2,370,000**

Semi-Detached **\$1,440,000**

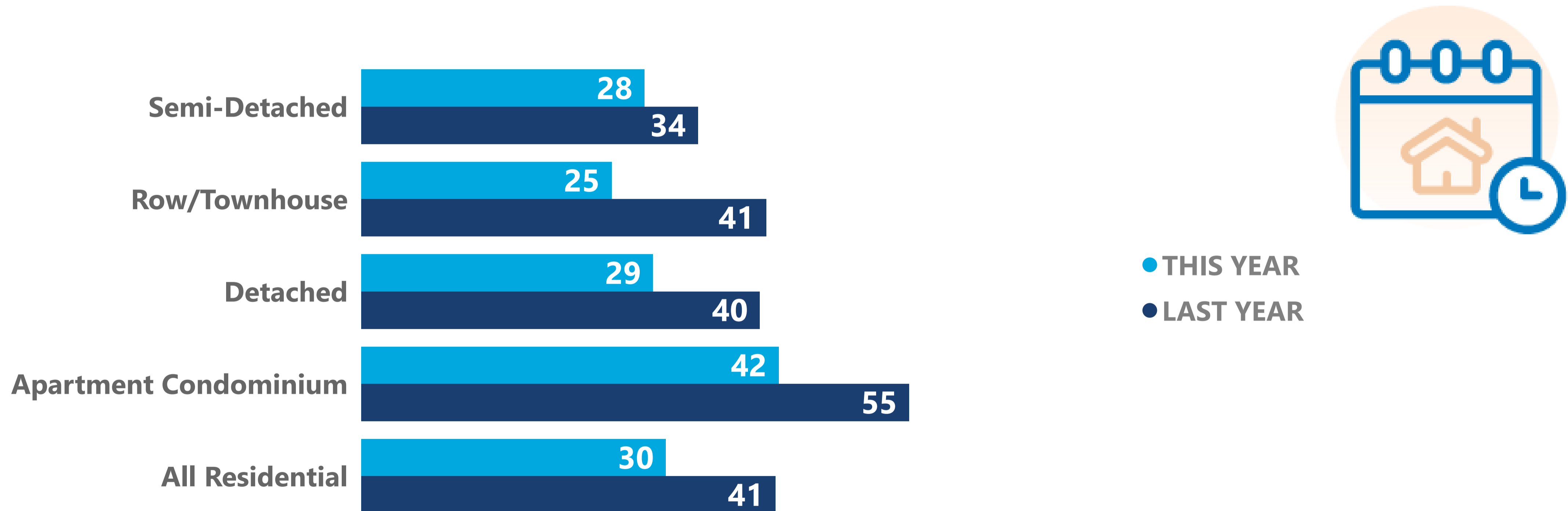
Row/Townhouse **\$853,995**

Apartment  
Condominium **\$975,000**



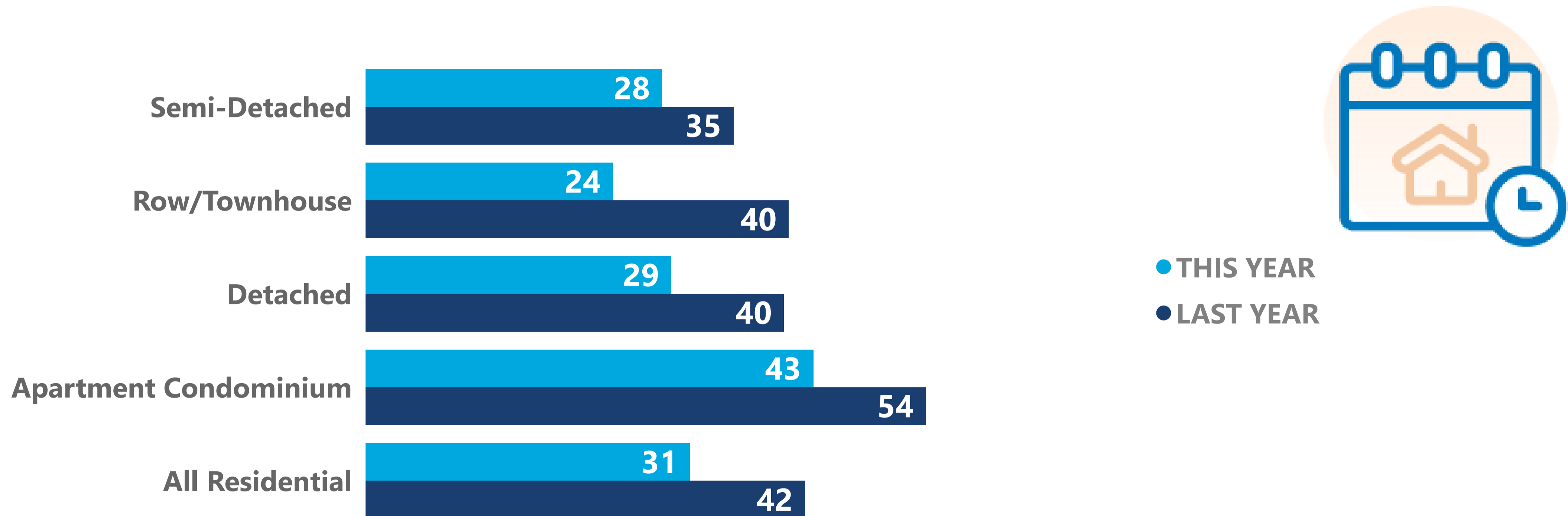
**HIGH ROLLERS**

## AVERAGE DAYS ON MARKET FOR MONTHLY SALES



\* Greater Edmonton Area includes Beaumont, Bon Accord, Bruderheim, Calmar, Devon, Edmonton, Fort Saskatchewan, Gibbons, Leduc, Legal, Morinville, New Sarepta, Redwater, Rural Leduc County, Rural Parkland County, Rural Strathcona County, Rural Sturgeon County, Sherwood Park, Spruce Grove, St. Albert, Stony Plain, Thorsby, Wabamun, Warburg.

## AVERAGE DAYS ON MARKET FOR MONTHLY SALES





AVERAGE

**\$439K**

**\$418K**

MEDIAN

MoM

**-0.6%**

**-0.7%**

MoM

YoY

**6.6%**

**7.2%**

YoY



## All Residential

\* Greater Edmonton Area includes Beaumont, Bon Accord, Bruderheim, Calmar, Devon, Edmonton, Fort Saskatchewan, Gibbons, Leduc, Legal, Morinville, New Sarepta, Redwater, Rural Leduc County, Rural Parkland County, Rural Strathcona County, Rural Sturgeon County, Sherwood Park, Spruce Grove, St. Albert, Stony Plain, Thorsby, Wabamun, Warburg.

AVERAGE

**\$413K**

**\$394K**

MEDIAN

MoM

**-1.0%**

**-0.3%**

MoM

YoY

**6.0%**

**6.5%**

YoY



**All Residential**

AVERAGE

**\$539K**

MoM

**-1.3%**

YoY

**7.9%**



**Detached**

**\$495K**

MEDIAN

**-1.0%**

MoM

**7.6%**

YoY

\* Greater Edmonton Area includes Beaumont, Bon Accord, Bruderheim, Calmar, Devon, Edmonton, Fort Saskatchewan, Gibbons, Leduc, Legal, Morinville, New Sarepta, Redwater, Rural Leduc County, Rural Parkland County, Rural Strathcona County, Rural Sturgeon County, Sherwood Park, Spruce Grove, St. Albert, Stony Plain, Thorsby, Wabamun, Warburg.

AVERAGE

**\$529K**

MoM

**-2.8%**

YoY

**7.8%**



**Detached**

**\$481K**

MEDIAN

**-3.4%**

MoM

**7.0%**

YoY

AVERAGE

**\$422K**

**\$410K**

MEDIAN

MoM

**2.0%**

**0.1%**

MoM

YoY

**10.3%**

**9.2%**

YoY



## Semi-Detached

\* Greater Edmonton Area includes Beaumont, Bon Accord, Bruderheim, Calmar, Devon, Edmonton, Fort Saskatchewan, Gibbons, Leduc, Legal, Morinville, New Sarepta, Redwater, Rural Leduc County, Rural Parkland County, Rural Strathcona County, Rural Sturgeon County, Sherwood Park, Spruce Grove, St. Albert, Stony Plain, Thorsby, Wabamun, Warburg.

AVERAGE

**\$425K**

MoM

**-0.3%**

YoY

**10.0%**



**Semi-Detached**

**\$411K**

MEDIAN

**-1.0%**

MoM

**8.2%**

YoY

AVERAGE

**\$290K**

**\$290K**

MEDIAN

MoM

**-1.5%**

**-1.7%**

MoM

YoY

**12.7%**

**15.7%**

YoY



## Row/Townhouse

\* Greater Edmonton Area includes Beaumont, Bon Accord, Bruderheim, Calmar, Devon, Edmonton, Fort Saskatchewan, Gibbons, Leduc, Legal, Morinville, New Sarepta, Redwater, Rural Leduc County, Rural Parkland County, Rural Strathcona County, Rural Sturgeon County, Sherwood Park, Spruce Grove, St. Albert, Stony Plain, Thorsby, Wabamun, Warburg.

AVERAGE

**\$285K**

**\$282K**

MEDIAN

MoM

**1.1%**

**-1.1%**

MoM

YoY

**12.2%**

**11.6%**

YoY



**Row/Townhouse**