

SELLING PRICE

AVERAGE	\$431K	MEDIAN	\$418K
Month-over-Month	2.5%	Month-over-Month	3.2%
Year-over-Year	5.4%	Year-over-Year	8.2%

All Residential

AVERAGE	\$530K	MEDIAN	\$495K
MoM	2.5%	MoM	4.2%
YoY	5.8%	YoY	8.2%

Detached

AVERAGE	\$407K	MEDIAN	\$400K
MoM	-0.5%	MoM	-0.0%
YoY	7.4%	YoY	6.9%

Semi-Detached

AVERAGE	\$294K	MEDIAN	\$298K
MoM	4.2%	MoM	2.8%
YoY	12.5%	YoY	12.7%

Row/Townhouse

AVERAGE	\$201K	MEDIAN	\$185K
MoM	3.6%	MoM	-0.3%
YoY	3.7%	YoY	4.2%

Apartment Condominium

NEW LISTINGS



Current Month	3,909	Month-over-Month	↑ 11.2%
YTD	12K	Year-over-Year	↑ 13.7%

5,464



INVENTORY



Detached	\$2,250,000
Semi-Detached	\$870,000
Row/Townhouse	\$715,000
Apartment Condominium	\$1,200,000



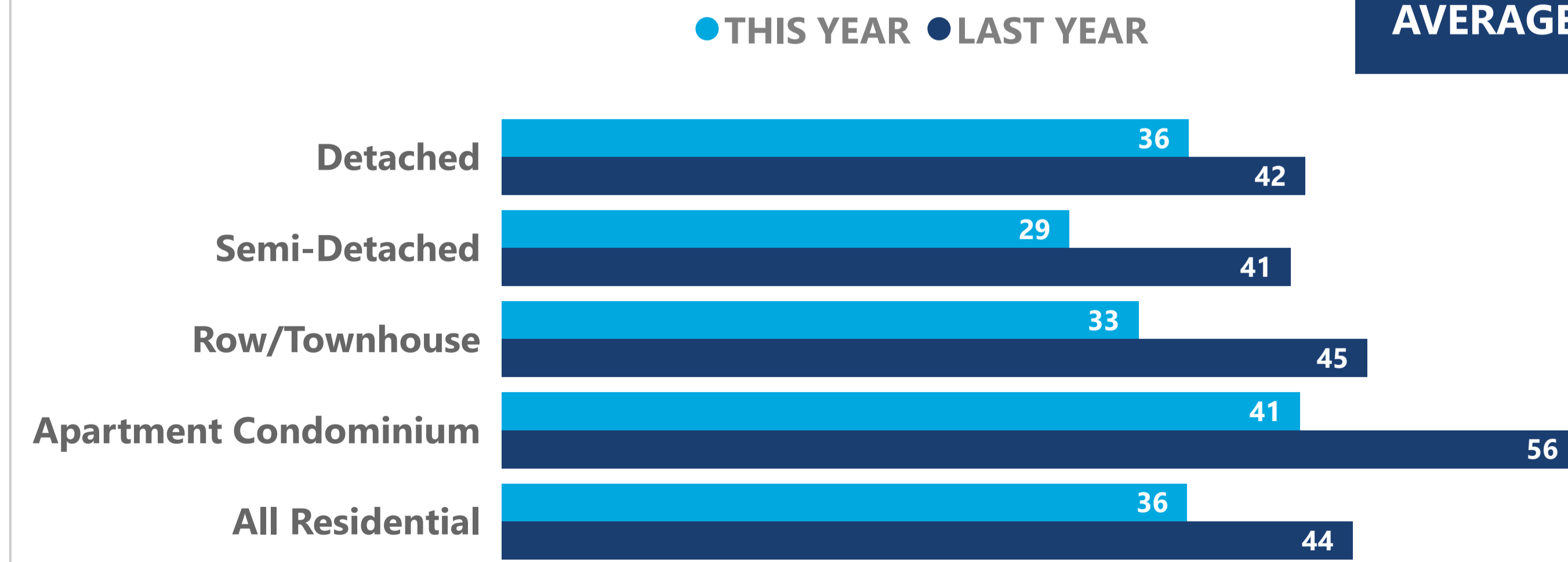
SALES

Current Month	3,128	Month-over-Month	↑ 27.1%
YTD	8,987	Year-over-Year	↑ 54.9%



HIGH ROLLERS

AVERAGE DAYS ON MARKET FOR MONTHLY SALES



* Greater Edmonton Area includes Beaumont, Bon Accord, Bruderheim, Calmar, Devon, Edmonton, Fort Saskatchewan, Gibbons, Leduc, Legal, Morinville, New Sarepta, Redwater, Rural Leduc County, Rural Parkland County, Rural Strathcona County, Rural Sturgeon County, Sherwood Park, Spruce Grove, St. Albert, Stony Plain, Thorsby, Wabamun, Warburg.

SELLING PRICE

AVERAGE	\$411K	MEDIAN	\$400K
Month-over-Month	3.5%	Month-over-Month	3.6%
Year-over-Year	6.2%	Year-over-Year	9.6%



All Residential

AVERAGE	\$526K	MEDIAN	\$493K
MoM	4.8%	MoM	5.0%
YoY	6.7%	YoY	10.1%



Detached

AVERAGE	\$410K	MEDIAN	\$404K
MoM	-0.9%	MoM	-0.6%
YoY	8.2%	YoY	7.8%



Semi-Detached

AVERAGE	\$292K	MEDIAN	\$295K
MoM	5.6%	MoM	6.3%
YoY	12.1%	YoY	9.7%



Row/Townhouse

AVERAGE	\$199K	MEDIAN	\$185K
MoM	5.4%	MoM	0.9%
YoY	7.9%	YoY	6.9%



Apartment Condominium

NEW LISTINGS



Current Month	2,714	Month-over-Month	↑ 9.0%
YTD	8,641	Year-over-Year	↑ 9.9%



Current Month	2,157	Month-over-Month	↑ 24.6%
YTD	6,342	Year-over-Year	↑ 57.4%

3,804



INVENTORY

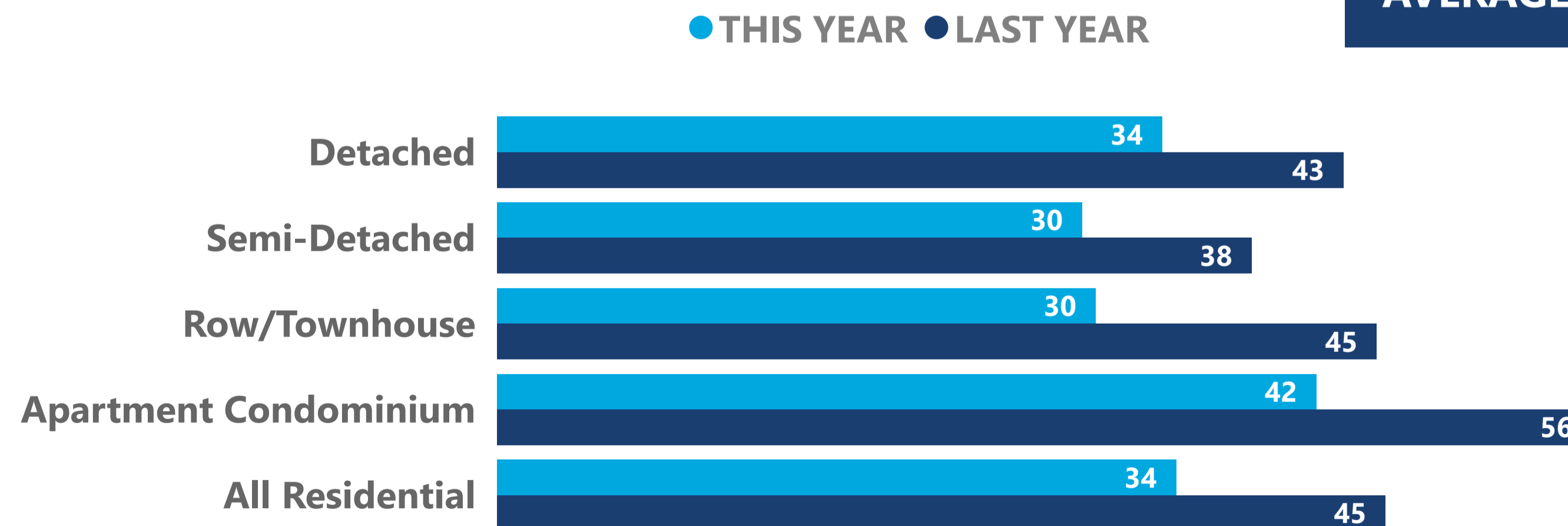


Detached	\$2,250,000
Semi-Detached	\$870,000
Row/Townhouse	\$715,000
Apartment Condominium	\$1,200,000



HIGH ROLLERS

AVERAGE DAYS ON MARKET FOR MONTHLY SALES



NEW LISTINGS



Current Month	Month-over-Month
3,909	↑ 11.2%
YTD	Year-over-Year
12K	↑ 13.7%



Current Month	Month-over-Month
3,128	↑ 27.1%
YTD	Year-over-Year
8,987	↑ 54.9%

5,464



INVENTORY

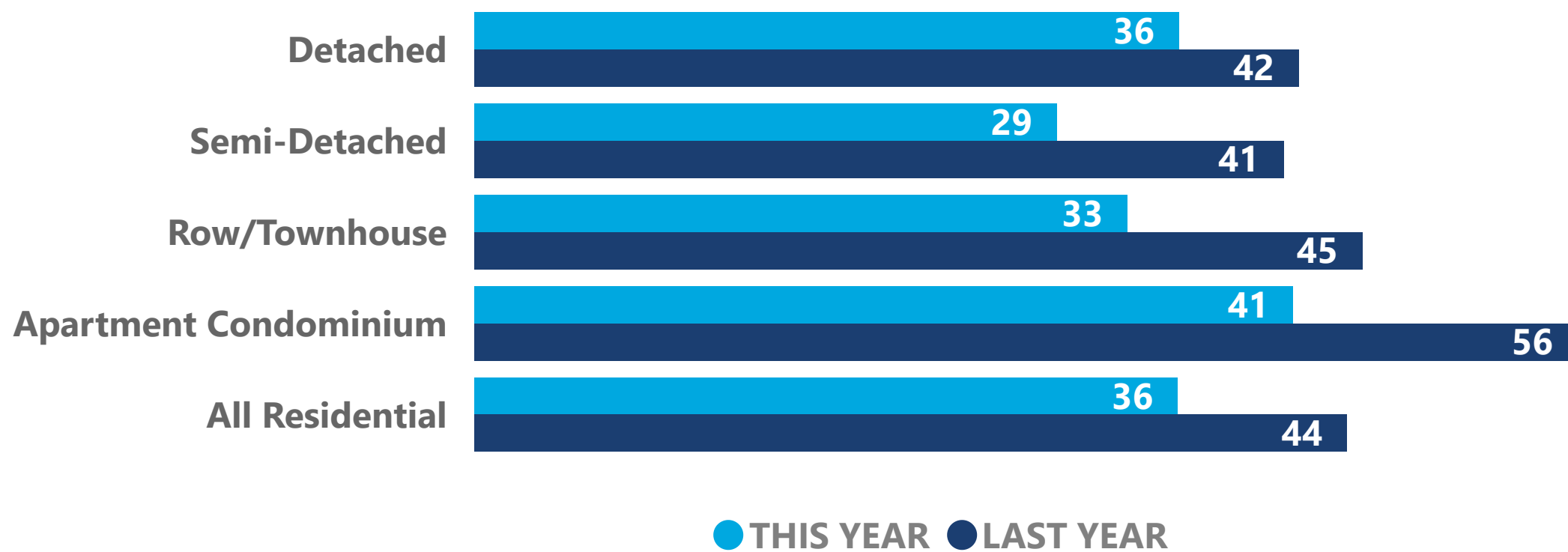


Detached	\$2,250,000
Semi-detached	\$870,000
Row/Townhouse	\$715,000
Apartment Condominium	\$1,200,000



HIGH ROLLERS

AVERAGE DAYS ON MARKET FOR MONTHLY SALES



SELLING PRICE COMPARISONS

ALL RESIDENTIAL	DETACHED	SEMI-DETACHED	ROW/TOWNHOUSE	APARTMENT CONDOMINIUM
AVERAGE \$431K	AVERAGE \$530K	AVERAGE \$407K	AVERAGE \$294K	AVERAGE \$201K
MoM 2.5%	MoM 2.5%	MoM -0.5%	MoM 4.2%	MoM 3.6%
YoY 5.4%	YoY 5.8%	YoY 7.4%	YoY 12.5%	YoY 3.7%
MEDIAN \$418K	MEDIAN \$495K	MEDIAN \$400K	MEDIAN \$298K	MEDIAN \$185K
MoM 3.2%	MoM 4.2%	MoM -0.0%	MoM 2.8%	MoM -0.3%
YoY 8.2%	YoY 8.2%	YoY 6.9%	YoY 12.7%	YoY 4.2%

* Greater Edmonton Area includes Beaumont, Bon Accord, Bruderheim, Calmar, Devon, Edmonton, Fort Saskatchewan, Gibbons, Leduc, Legal, Morinville, New Sarepta, Redwater, Rural Leduc County, Rural Parkland County, Rural Strathcona County, Rural Sturgeon County, Sherwood Park, Spruce Grove, St. Albert, Stony Plain, Thorsby, Wabamun, Warburg

NEW LISTINGS



Current Month	Month-over-Month
2,714	↑ 9.0%
YTD	Year-over-Year
8,641	↑ 9.9%



SALES

Current Month	Month-over-Month
2,157	↑ 24.6%
YTD	Year-over-Year
6,342	↑ 57.4%

3,804



INVENTORY



Detached	\$2,250,000
Semi-detached	\$870,000
Row/Townhouse	\$715,000
Apartment Condominium	\$1,200,000



HIGH ROLLERS

AVERAGE DAYS ON MARKET FOR MONTHLY SALES



● THIS YEAR ● LAST YEAR

SELLING PRICE COMPARISONS



ALL RESIDENTIAL

AVERAGE	\$411K
MoM	3.5%
YoY	6.2%
MEDIAN	\$400K
MoM	3.6%
YoY	9.6%



DETACHED

AVERAGE	\$526K
MoM	4.8%
YoY	6.7%
MEDIAN	\$493K
MoM	5.0%
YoY	10.1%



SEMI-DETACHED

AVERAGE	\$410K
MoM	-0.9%
YoY	8.2%
MEDIAN	\$404K
MoM	-0.6%
YoY	7.8%



ROW/TOWNHOUSE

AVERAGE	\$292K
MoM	5.6%
YoY	12.1%
MEDIAN	\$295K
MoM	6.3%
YoY	9.7%



APARTMENT CONDOMINIUM

AVERAGE	\$199K
MoM	5.4%
YoY	7.9%
MEDIAN	\$185K
MoM	0.9%
YoY	6.9%

MLS® HOME PRICE INDEX

\$397K

Benchmark Price

↑ 1.2%

Month-over-Month

↑ 5.4%

Year-over-Year

\$431K

Average Sales Price

↑ 2.5%

Month-over-Month

↑ 5.4%

Year-over-Year

\$418K

Median Sales Price

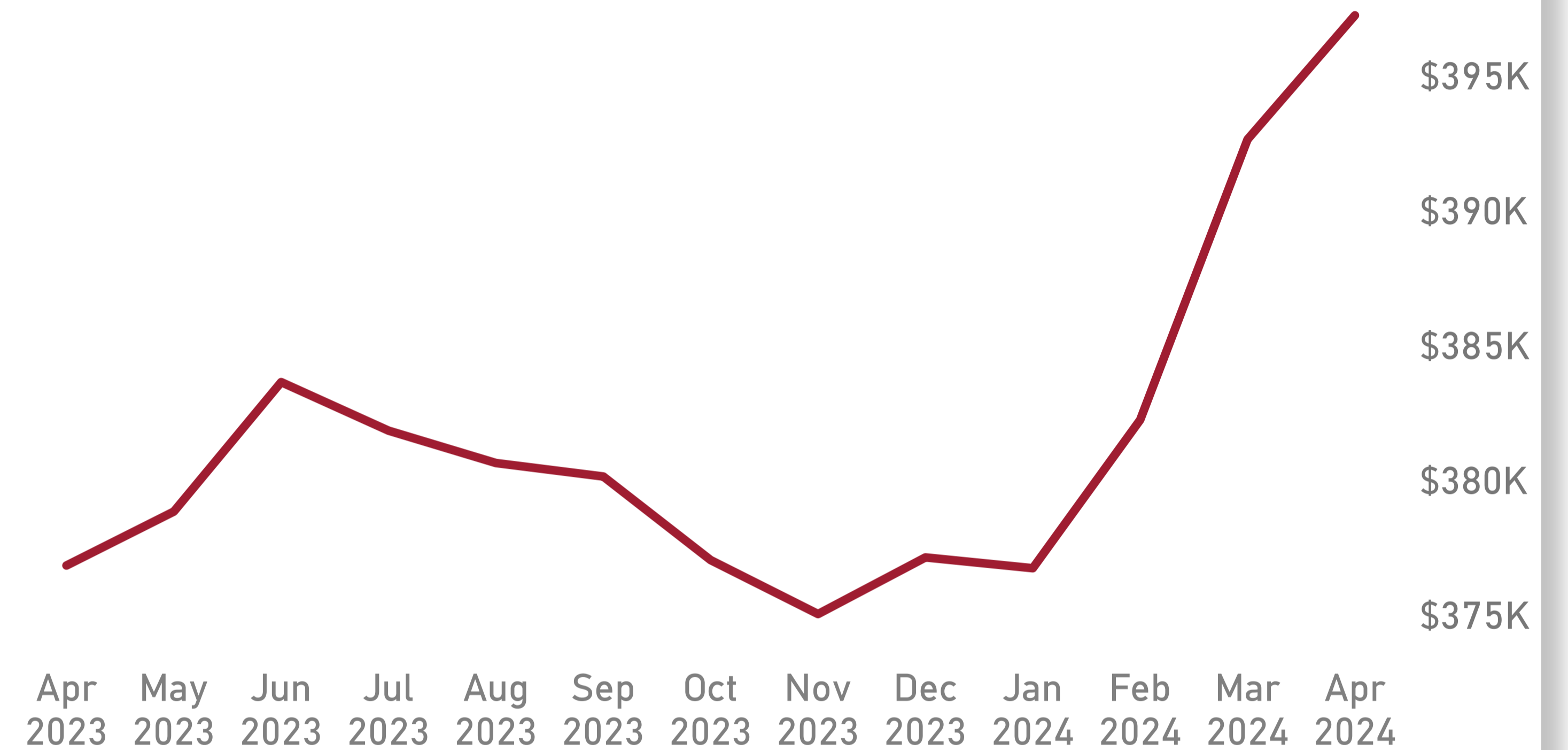
↑ 3.2%

Month-over-Month

↑ 8.2%

Year-over-Year

BENCHMARK PRICE TREND



\$461K

Benchmark Price


↑ 1.5%

Month-over-Month

↑ 6.9%

Year-over-Year

SINGLE FAMILY



\$192K

Benchmark Price

↑ 0.5%

Month-over-Month

↑ 9.1%

Year-over-Year

APARTMENT



\$257K

Benchmark Price

↑ 1.3%

Month-over-Month

↑ 11.5%

Year-over-Year

TOWNHOUSE

MLS® HOME PRICE INDEX

\$389K

Benchmark Price

↑ **1.4%**

Month-over-Month

↑ **5.5%**

Year-over-Year

\$411K

Average Sales Price

↑ **3.5%**

Month-over-Month

↑ **6.2%**

Year-over-Year

\$400K

Median Sales Price

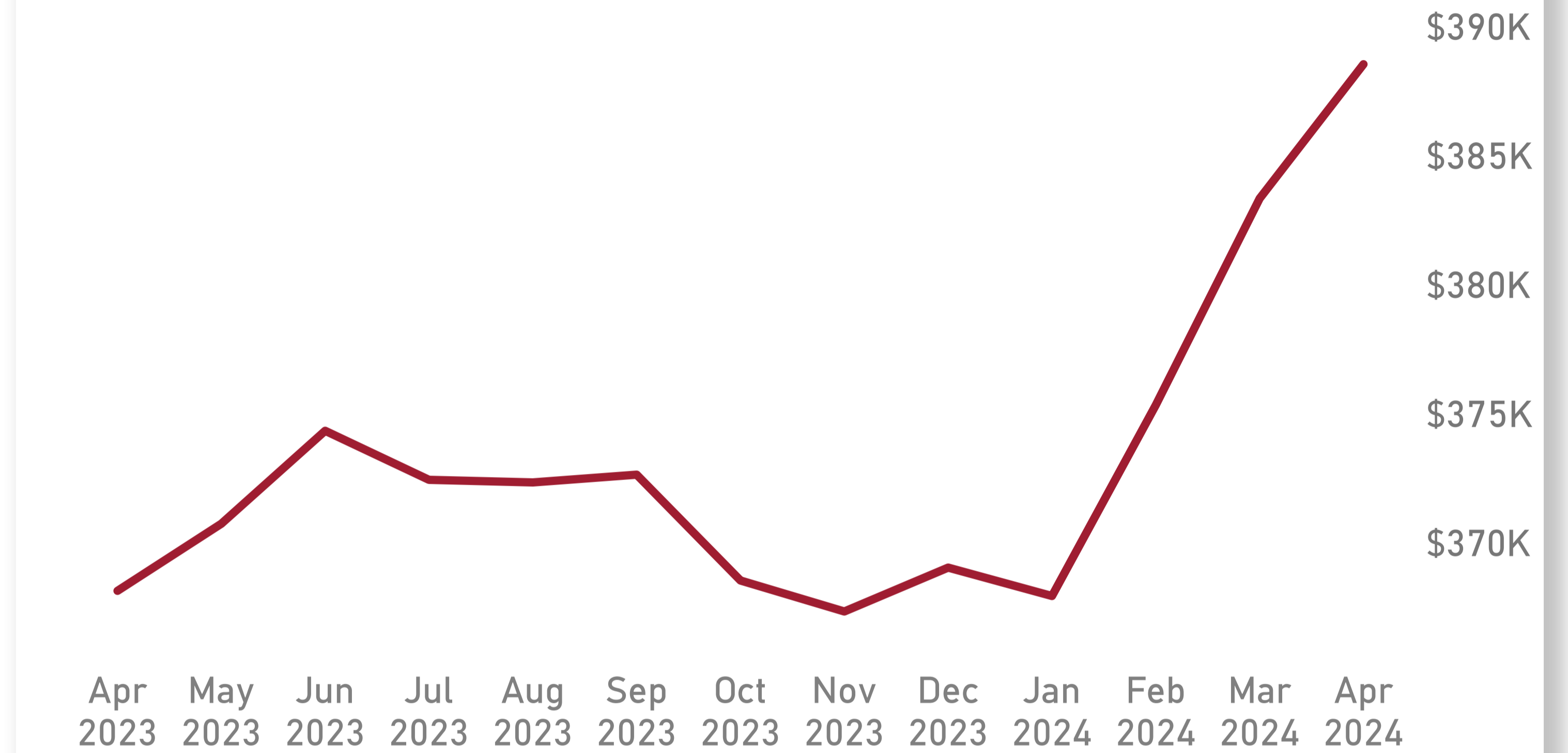
↑ **3.6%**

Month-over-Month

↑ **9.6%**

Year-over-Year

BENCHMARK PRICE TREND



\$467K

Benchmark Price


↑ **1.7%**

Month-over-Month

↑ **7.0%**

Year-over-Year

SINGLE FAMILY



\$188K

Benchmark Price

↑ **1.1%**

Month-over-Month

↑ **10.4%**

Year-over-Year

APARTMENT



\$250K

Benchmark Price

↑ **1.6%**

Month-over-Month

↑ **12.7%**

Year-over-Year

TOWNHOUSE

NEW LISTINGS



Current Month

3,909

Month-over-Month



11.2%

YTD

12K

Year-over-Year



13.7%

* Greater Edmonton Area includes Beaumont, Bon Accord, Bruderheim, Calmar, Devon, Edmonton, Fort Saskatchewan, Gibbons, Leduc, Legal, Morinville, New Sarepta, Redwater, Rural Leduc County, Rural Parkland County, Rural Strathcona County, Rural Sturgeon County, Sherwood Park, Spruce Grove, St. Albert, Stony Plain, Thorsby, Wabamun, Warburg.

NEW LISTINGS



Current Month

2,714

Month-over-Month



9.0%

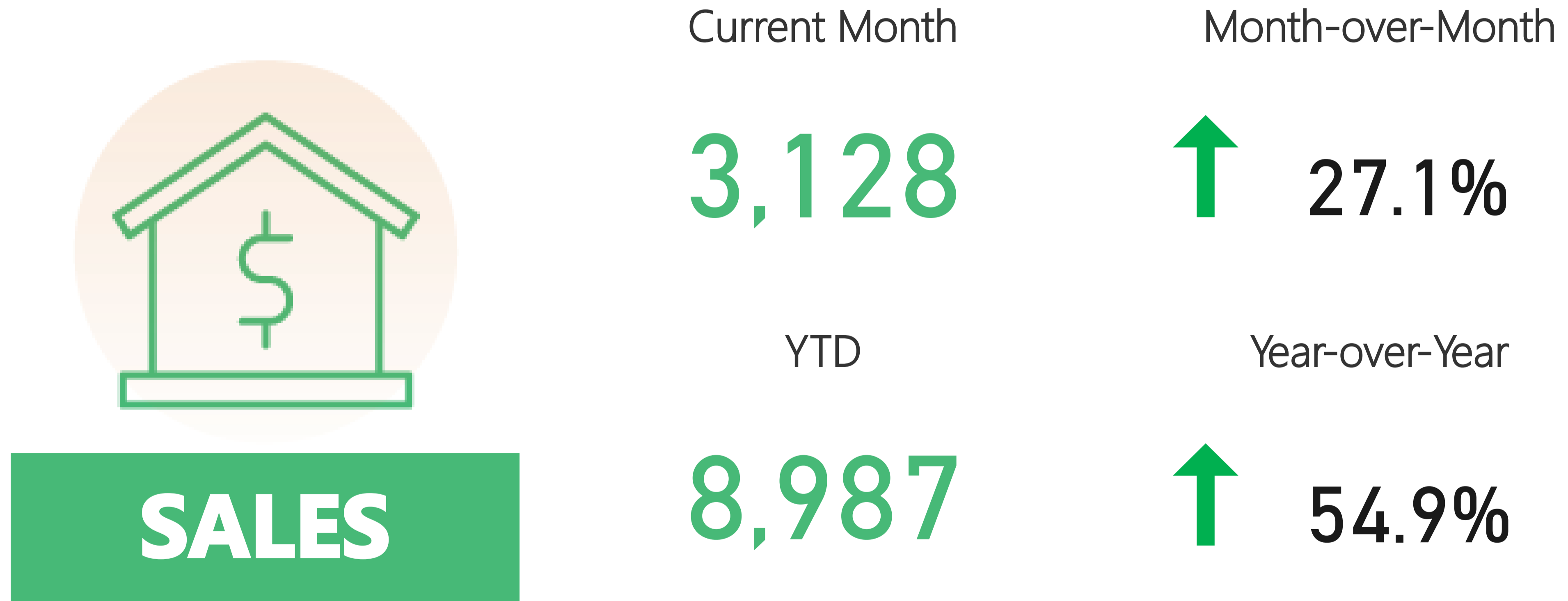
YTD

8,641

Year-over-Year



9.9%



* Greater Edmonton Area includes Beaumont, Bon Accord, Bruderheim, Calmar, Devon, Edmonton, Fort Saskatchewan, Gibbons, Leduc, Legal, Morinville, New Sarepta, Redwater, Rural Leduc County, Rural Parkland County, Rural Strathcona County, Rural Sturgeon County, Sherwood Park, Spruce Grove, St. Albert, Stony Plain, Thorsby, Wabamun, Warburg.



SALES

Current Month

2,157

YTD

6,342

Month-over-Month

↑ 24.6%

Year-over-Year

↑ 57.4%

5,464



INVENTORY

** Greater Edmonton Area includes Beaumont, Bon Accord, Bruderheim, Calmar, Devon, Edmonton, Fort Saskatchewan, Gibbons, Leduc, Legal, Morinville, New Sarepta, Redwater, Rural Leduc County, Rural Parkland County, Rural Strathcona County, Rural Sturgeon County, Sherwood Park, Spruce Grove, St. Albert, Stony Plain, Thorsby, Wabamun, Warburg.*

3,804



INVENTORY



Detached

\$2,250,000

Semi-Detached


\$870,000

Row/Townhouse

\$715,000

Apartment
Condominium

\$1,200,000



HIGH ROLLERS

* Greater Edmonton Area includes Beaumont, Bon Accord, Bruderheim, Calmar, Devon, Edmonton, Fort Saskatchewan, Gibbons, Leduc, Legal, Morinville, New Sarepta, Redwater, Rural Leduc County, Rural Parkland County, Rural Strathcona County, Rural Sturgeon County, Sherwood Park, Spruce Grove, St. Albert, Stony Plain, Thorsby, Wabamun, Warburg.



Detached

\$2,250,000

Semi-Detached


\$870,000

Row/Townhouse

\$715,000

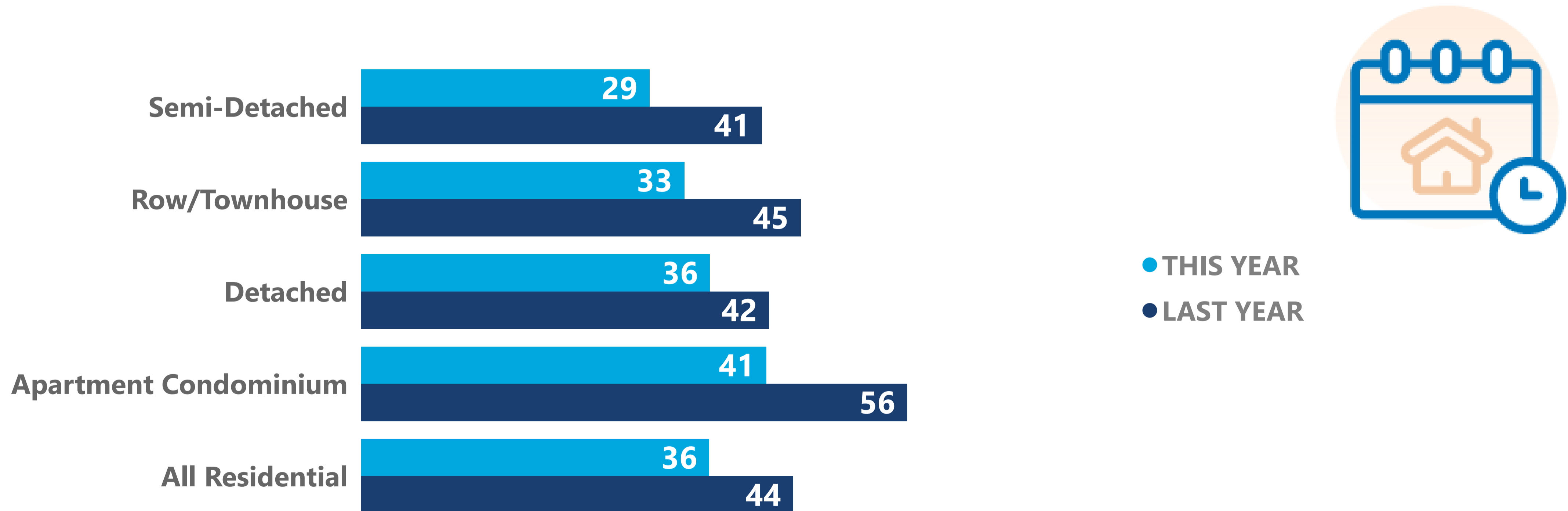
Apartment
Condominium

\$1,200,000



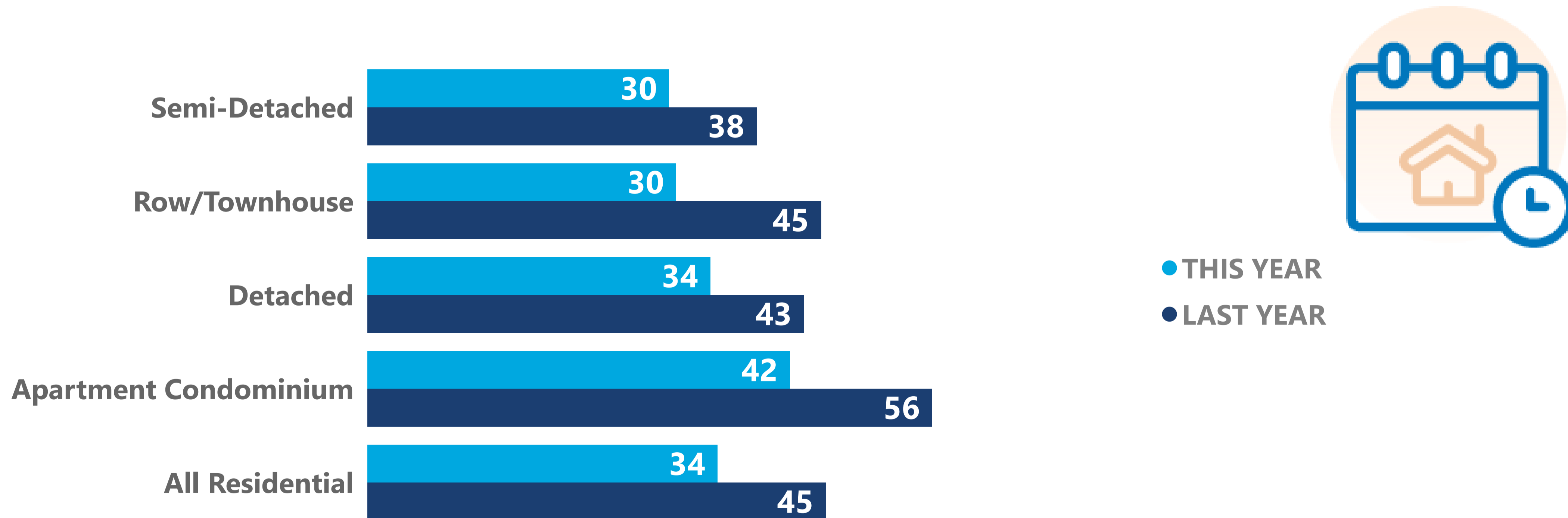
HIGH ROLLERS

AVERAGE DAYS ON MARKET FOR MONTHLY SALES



* Greater Edmonton Area includes Beaumont, Bon Accord, Bruderheim, Calmar, Devon, Edmonton, Fort Saskatchewan, Gibbons, Leduc, Legal, Morinville, New Sarepta, Redwater, Rural Leduc County, Rural Parkland County, Rural Strathcona County, Rural Sturgeon County, Sherwood Park, Spruce Grove, St. Albert, Stony Plain, Thorsby, Wabamun, Warburg.

AVERAGE DAYS ON MARKET FOR MONTHLY SALES



AVERAGE

\$431K

\$418K

MEDIAN

MoM

2.5%

3.2%

MoM

YoY

5.4%

8.2%

YoY



All Residential

* Greater Edmonton Area includes Beaumont, Bon Accord, Bruderheim, Calmar, Devon, Edmonton, Fort Saskatchewan, Gibbons, Leduc, Legal, Morinville, New Sarepta, Redwater, Rural Leduc County, Rural Parkland County, Rural Strathcona County, Rural Sturgeon County, Sherwood Park, Spruce Grove, St. Albert, Stony Plain, Thorsby, Wabamun, Warburg.

AVERAGE

\$411K

\$400K

MEDIAN

MoM

3.5%

3.6%

MoM

YoY

6.2%

9.6%

YoY



All Residential

AVERAGE

\$530K

MoM

2.5%

YoY

5.8%



Detached

\$495K

MEDIAN

4.2%

MoM

8.2%

YoY

* Greater Edmonton Area includes Beaumont, Bon Accord, Bruderheim, Calmar, Devon, Edmonton, Fort Saskatchewan, Gibbons, Leduc, Legal, Morinville, New Sarepta, Redwater, Rural Leduc County, Rural Parkland County, Rural Strathcona County, Rural Sturgeon County, Sherwood Park, Spruce Grove, St. Albert, Stony Plain, Thorsby, Wabamun, Warburg.

AVERAGE

\$526K

MoM

4.8%

YoY

6.7%



Detached

\$493K

MEDIAN

5.0%

MoM

10.1%

YoY

AVERAGE

\$407K

\$400K

MEDIAN

MoM

-0.5%

-0.0%

MoM

YoY

7.4%

6.9%

YoY



Semi-Detached

* Greater Edmonton Area includes Beaumont, Bon Accord, Bruderheim, Calmar, Devon, Edmonton, Fort Saskatchewan, Gibbons, Leduc, Legal, Morinville, New Sarepta, Redwater, Rural Leduc County, Rural Parkland County, Rural Strathcona County, Rural Sturgeon County, Sherwood Park, Spruce Grove, St. Albert, Stony Plain, Thorsby, Wabamun, Warburg.

AVERAGE

\$410K

\$404K

MEDIAN

MoM

-0.9%

-0.6%

MoM

YoY

8.2%

7.8%

YoY



Semi-Detached

AVERAGE

\$294K

\$298K

MEDIAN

MoM

4.2%

2.8%

MoM

YoY

12.5%

12.7%

YoY



Row/Townhouse

* Greater Edmonton Area includes Beaumont, Bon Accord, Bruderheim, Calmar, Devon, Edmonton, Fort Saskatchewan, Gibbons, Leduc, Legal, Morinville, New Sarepta, Redwater, Rural Leduc County, Rural Parkland County, Rural Strathcona County, Rural Sturgeon County, Sherwood Park, Spruce Grove, St. Albert, Stony Plain, Thorsby, Wabamun, Warburg.

AVERAGE

\$292K

\$295K

MEDIAN

MoM

5.6%

6.3%

MoM

YoY

12.1%

9.7%

YoY



Row/Townhouse