

SELLING PRICE

AVERAGE	\$407K	MEDIAN	\$398K
Month-over-Month	2.3%	Month-over-Month	2.1%
Year-over-Year	10.4%	Year-over-Year	12.0%

All Residential

AVERAGE	\$508K	MEDIAN	\$465K
MoM	5.2%	MoM	3.3%
YoY	10.7%	YoY	8.5%

Detached

AVERAGE	\$385K	MEDIAN	\$387K
MoM	1.8%	MoM	-1.9%
YoY	7.7%	YoY	6.5%

Semi-Detached

AVERAGE	\$276K	MEDIAN	\$285K
MoM	2.4%	MoM	7.1%
YoY	9.7%	YoY	14.7%

Row/Townhouse

AVERAGE	\$181K	MEDIAN	\$168K
MoM	-5.7%	MoM	1.2%
YoY	-3.2%	YoY	-2.6%

Apartment Condominium

NEW LISTINGS



Current Month	2,762	Month-over-Month	↑ 27.7%
YTD	4,925	Year-over-Year	↑ 9.3%

4,805



INVENTORY



Detached	\$2,875,000
Semi-Detached	\$690,000
Row/Townhouse	\$633,000
Apartment Condominium	\$780,000



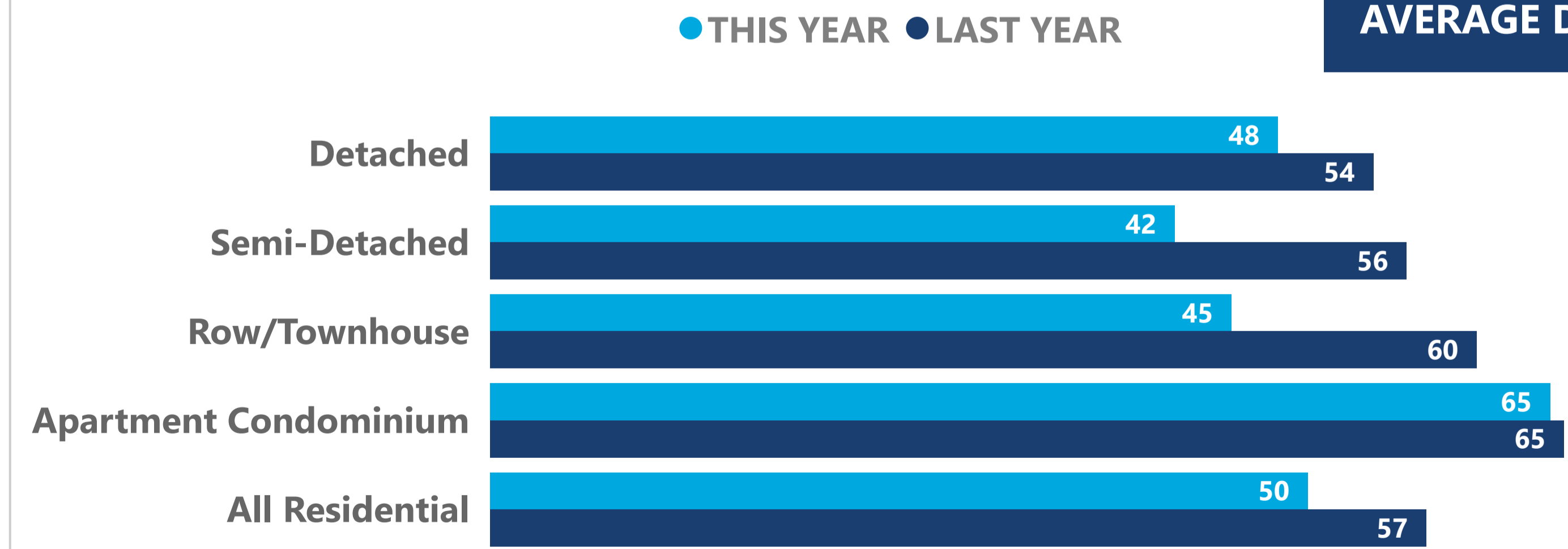
SALES

Current Month	1,966	Month-over-Month	↑ 36.9%
YTD	3,402	Year-over-Year	↑ 52.6%



HIGH ROLLERS

AVERAGE DAYS ON MARKET FOR MONTHLY SALES



* Greater Edmonton Area includes Beaumont, Bon Accord, Bruderheim, Calmar, Devon, Edmonton, Fort Saskatchewan, Gibbons, Leduc, Legal, Morinville, New Sarepta, Redwater, Rural Leduc County, Rural Parkland County, Rural Strathcona County, Rural Sturgeon County, Sherwood Park, Spruce Grove, St. Albert, Stony Plain, Thorsby, Wabamun, Warburg.

SELLING PRICE

AVERAGE \$382K **MEDIAN \$375K**
 Month-over-Month 0.1%  -0.5% Month-over-Month
 Year-over-Year 9.3% 10.9% Year-over-Year

All Residential

AVERAGE \$495K **MEDIAN \$460K**
 MoM 4.5%  4.3% MoM
 YoY 10.0% **Detached** 9.5% YoY

AVERAGE \$389K **MEDIAN \$399K**
 MoM 1.1%  -0.3% MoM
 YoY 7.9% **Semi-Detached** 8.3% YoY

AVERAGE \$272K **MEDIAN \$281K**
 MoM 0.6%  4.7% MoM
 YoY 8.5% **Row/Townhouse** 14.2% YoY

AVERAGE \$173K **MEDIAN \$162K**
 MoM -8.5%  -0.5% MoM
 YoY -6.2% **Apartment Condominium** -4.9% YoY

Apartment Condominium

NEW LISTINGS



Current Month **1,945** ↑ 28.0%
 Month-over-Month
 YTD **3,465** ↑ 9.0%
 Year-over-Year



Current Month **1,405** ↑ 33.0%
 Month-over-Month
 YTD **2,461** ↑ 54.9%
 Year-over-Year

3,252



INVENTORY

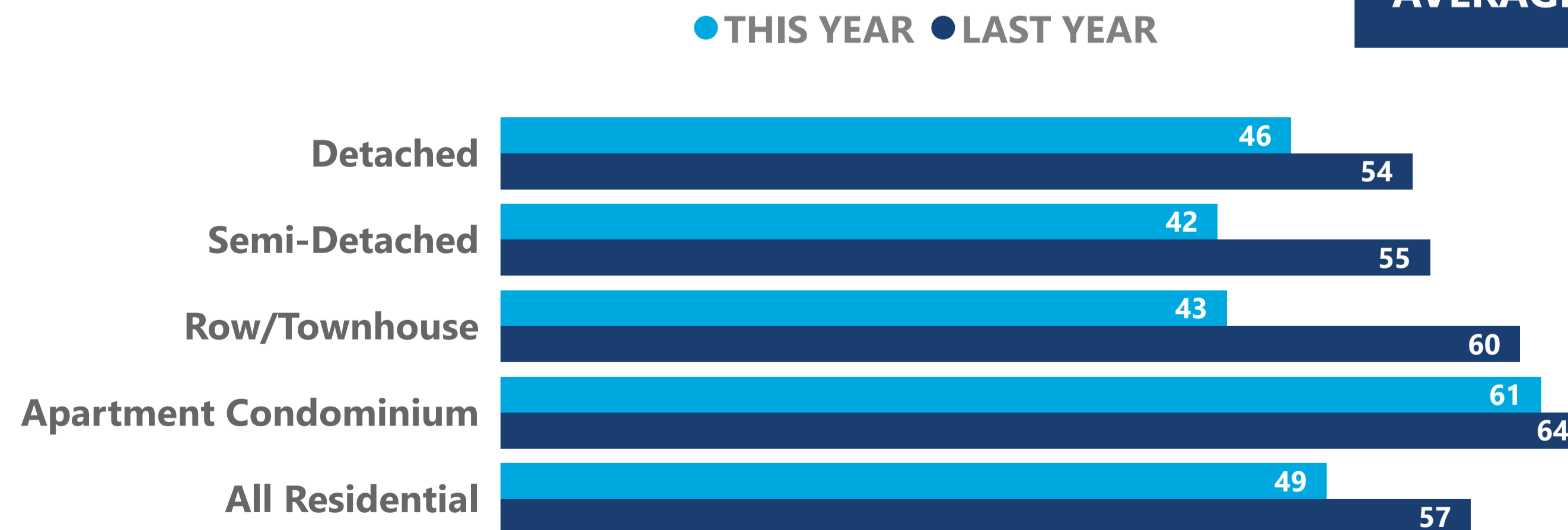


Detached \$2,700,000
Semi-Detached \$690,000
Row/Townhouse \$460,000
Apartment Condominium \$740,000



HIGH ROLLERS

AVERAGE DAYS ON MARKET FOR MONTHLY SALES



NEW LISTINGS



Current Month
2,762
↑ **27.7%**
Month-over-Month

YTD
4,925
↑ **9.3%**
Year-over-Year



SALES

Current Month
1,966
↑ **36.9%**
Month-over-Month

YTD
3,402
↑ **52.6%**
Year-over-Year

4,805



INVENTORY



Detached **\$2,875,000**

Semi-detached **\$690,000**

Row/Townhouse **\$633,000**

Apartment Condominium **\$780,000**



HIGH ROLLERS

AVERAGE DAYS ON MARKET FOR MONTHLY SALES



SELLING PRICE COMPARISONS

ALL RESIDENTIAL	DETACHED	SEMI-DETACHED	ROW/TOWNHOUSE	APARTMENT CONDOMINIUM
AVERAGE \$407K	AVERAGE \$508K	AVERAGE \$385K	AVERAGE \$276K	AVERAGE \$181K
MoM 2.3%	MoM 5.2%	MoM 1.8%	MoM 2.4%	MoM -5.7%
YoY 10.4%	YoY 10.7%	YoY 7.7%	YoY 9.7%	YoY -3.2%
MEDIAN \$398K	MEDIAN \$465K	MEDIAN \$387K	MEDIAN \$285K	MEDIAN \$168K
MoM 2.1%	MoM 3.3%	MoM -1.9%	MoM 7.1%	MoM 1.2%
YoY 12.0%	YoY 8.5%	YoY 6.5%	YoY 14.7%	YoY -2.6%

* Greater Edmonton Area includes Beaumont, Bon Accord, Bruderheim, Calmar, Devon, Edmonton, Fort Saskatchewan, Gibbons, Leduc, Legal, Morinville, New Sarepta, Redwater, Rural Leduc County, Rural Parkland County, Rural Strathcona County, Rural Sturgeon County, Sherwood Park, Spruce Grove, St. Albert, Stony Plain, Thorsby, Wabamun, Warburg

NEW LISTINGS



Current Month	Month-over-Month
1,945	↑ 28.0%
YTD	Year-over-Year
3,465	↑ 9.0%



SALES

Current Month	Month-over-Month
1,405	↑ 33.0%
YTD	Year-over-Year
2,461	↑ 54.9%

3,252



INVENTORY



Detached	\$2,700,000
Semi-detached	\$690,000
Row/Townhouse	\$460,000
Apartment Condominium	\$740,000



HIGH ROLLERS

AVERAGE DAYS ON MARKET FOR MONTHLY SALES



● THIS YEAR ● LAST YEAR

SELLING PRICE COMPARISONS



ALL RESIDENTIAL

AVERAGE	\$382K
MoM	0.1%
YoY	9.3%
MEDIAN	\$375K
MoM	-0.5%
YoY	10.9%



DETACHED

AVERAGE	\$495K
MoM	4.5%
YoY	10.0%
MEDIAN	\$460K
MoM	4.3%
YoY	9.5%



SEMI-DETACHED

AVERAGE	\$389K
MoM	1.1%
YoY	7.9%
MEDIAN	\$399K
MoM	-0.3%
YoY	8.3%



ROW/TOWNHOUSE

AVERAGE	\$272K
MoM	0.6%
YoY	8.5%
MEDIAN	\$281K
MoM	4.7%
YoY	14.2%



APARTMENT CONDOMINIUM

AVERAGE	\$173K
MoM	-8.5%
YoY	-6.2%
MEDIAN	\$162K
MoM	-0.5%
YoY	-4.9%

MLS® HOME PRICE INDEX

\$382K

Benchmark Price

↑ 1.5%

Month-over-Month

↑ 3.7%

Year-over-Year

\$407K

Average Sales Price

↑ 2.3%

Month-over-Month

↑ 10.4%

Year-over-Year

\$398K

Median Sales Price

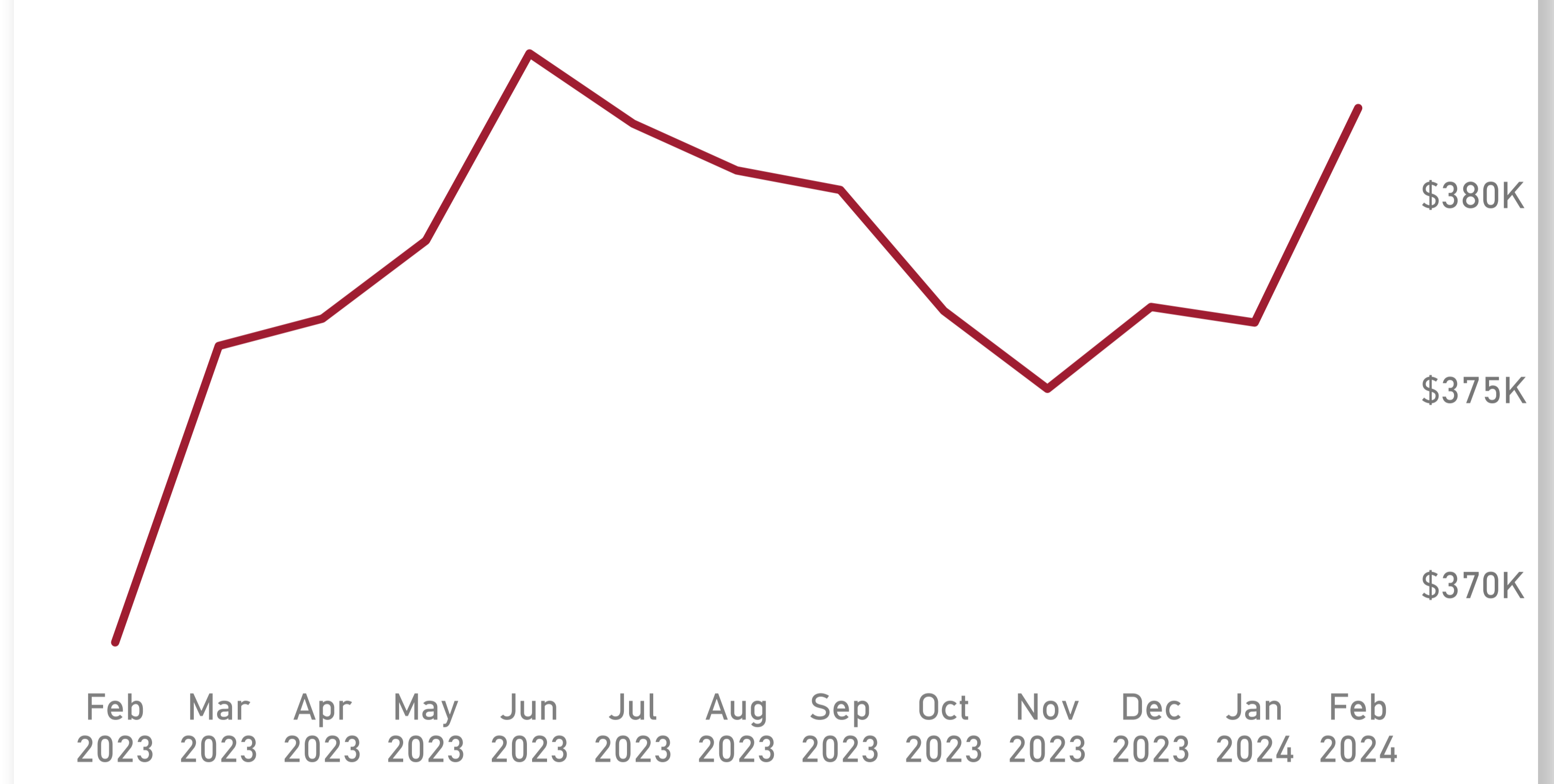
↑ 2.1%

Month-over-Month

↑ 12.0%

Year-over-Year

BENCHMARK PRICE TREND



\$442K

Benchmark Price


↑ 1.6%

Month-over-Month

↑ 5.0%

Year-over-Year

SINGLE FAMILY



\$184K

Benchmark Price

↑ 2.0%

Month-over-Month

↑ 5.3%

Year-over-Year

APARTMENT



\$246K

Benchmark Price

↑ 1.7%

Month-over-Month

↑ 10.4%

Year-over-Year

TOWNHOUSE

MLS® HOME PRICE INDEX

\$375K

Benchmark Price

↑ **2.0%**

Month-over-Month

↑ **4.0%**

Year-over-Year

\$382K

Average Sales Price

↑ **0.1%**

Month-over-Month

↑ **9.3%**

Year-over-Year

\$375K

Median Sales Price

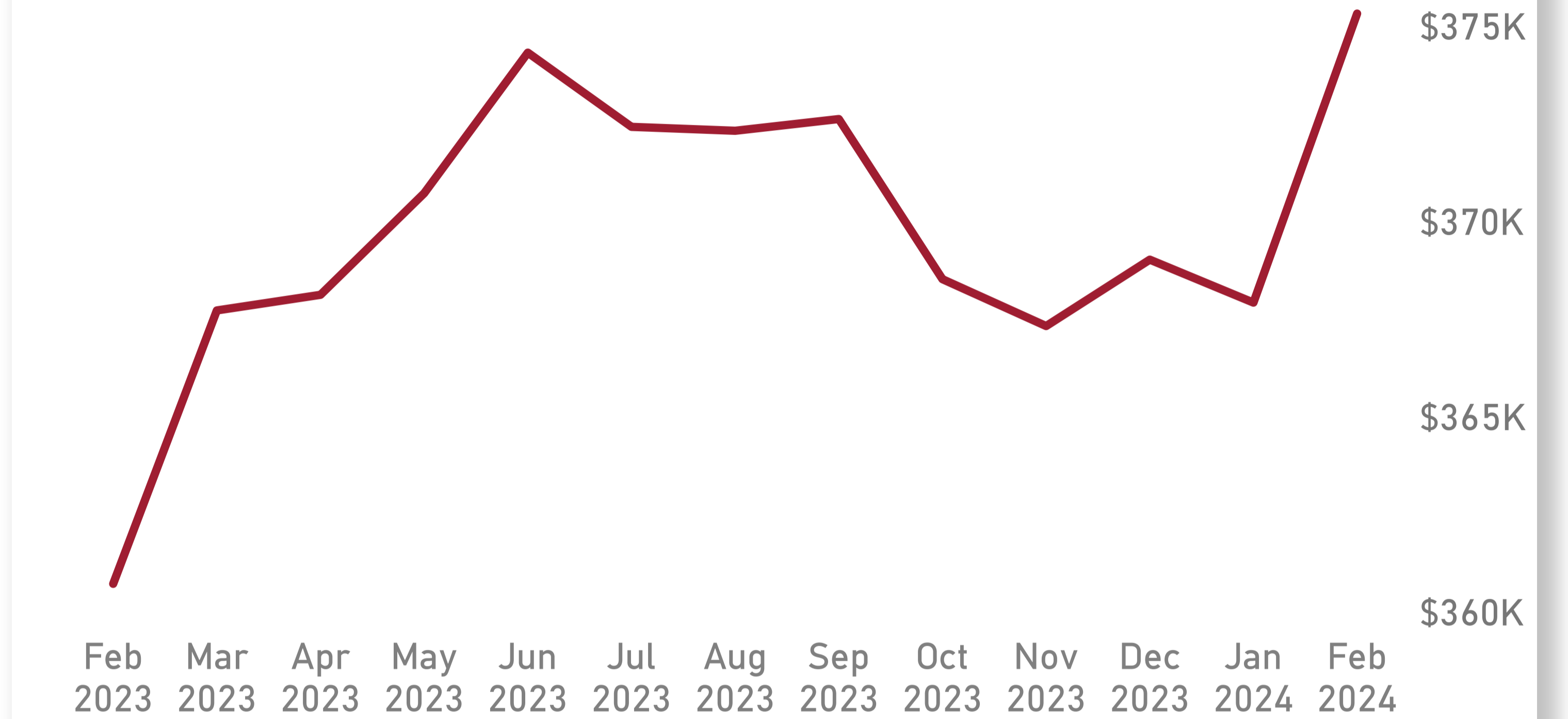
↓ **-0.5%**

Month-over-Month

↑ **10.9%**

Year-over-Year

BENCHMARK PRICE TREND



\$450K

Benchmark Price


↑ **2.2%**

Month-over-Month

↑ **5.4%**

Year-over-Year

SINGLE FAMILY



\$179K

Benchmark Price

↑ **2.0%**

Month-over-Month

↑ **5.9%**

Year-over-Year

APARTMENT



\$239K

Benchmark Price

↑ **2.4%**

Month-over-Month

↑ **12.6%**

Year-over-Year

TOWNHOUSE

NEW LISTINGS



Current Month

2,762

Month-over-Month



27.7%

YTD

4,925

Year-over-Year



9.3%

* Greater Edmonton Area includes Beaumont, Bon Accord, Bruderheim, Calmar, Devon, Edmonton, Fort Saskatchewan, Gibbons, Leduc, Legal, Morinville, New Sarepta, Redwater, Rural Leduc County, Rural Parkland County, Rural Strathcona County, Rural Sturgeon County, Sherwood Park, Spruce Grove, St. Albert, Stony Plain, Thorsby, Wabamun, Warburg.

NEW LISTINGS



Current Month

1,945

Month-over-Month



28.0%

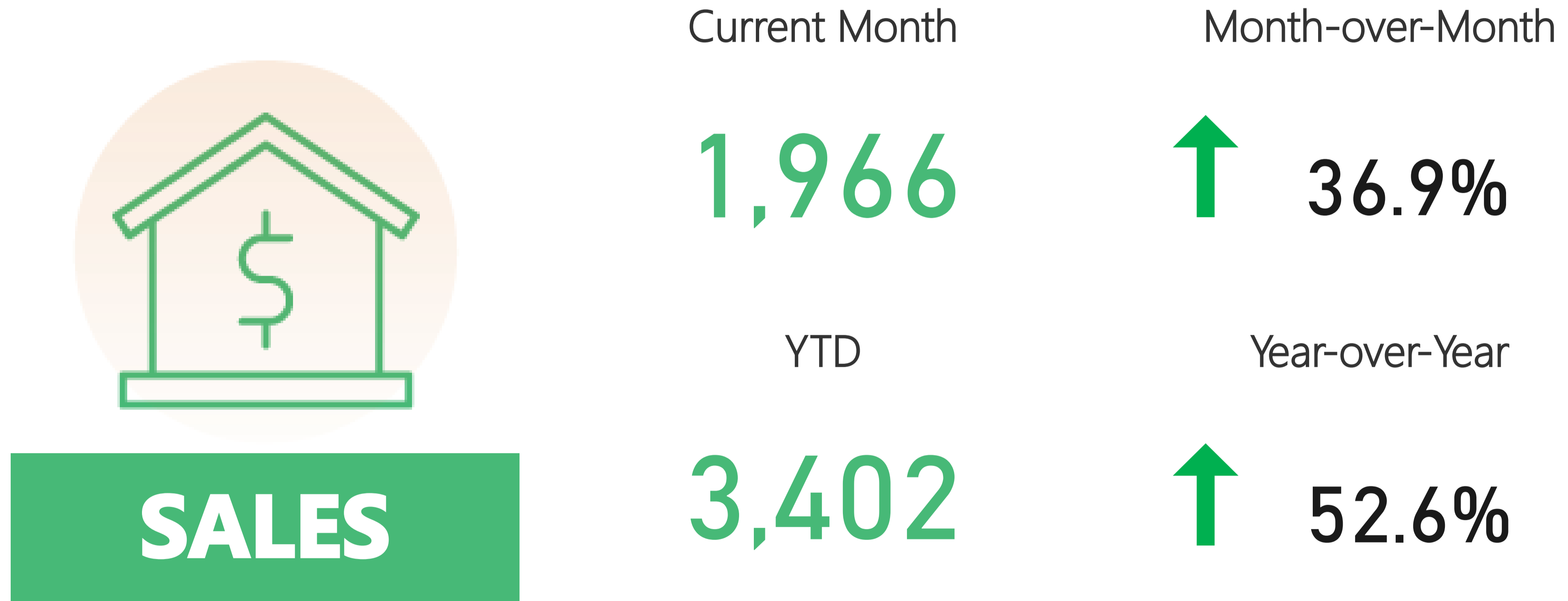
YTD

3,465

Year-over-Year



9.0%



* Greater Edmonton Area includes Beaumont, Bon Accord, Bruderheim, Calmar, Devon, Edmonton, Fort Saskatchewan, Gibbons, Leduc, Legal, Morinville, New Sarepta, Redwater, Rural Leduc County, Rural Parkland County, Rural Strathcona County, Rural Sturgeon County, Sherwood Park, Spruce Grove, St. Albert, Stony Plain, Thorsby, Wabamun, Warburg.



SALES

Current Month

1,405

YTD

2,461

Month-over-Month



33.0%

Year-over-Year



54.9%

4,805



INVENTORY

** Greater Edmonton Area includes Beaumont, Bon Accord, Bruderheim, Calmar, Devon, Edmonton, Fort Saskatchewan, Gibbons, Leduc, Legal, Morinville, New Sarepta, Redwater, Rural Leduc County, Rural Parkland County, Rural Strathcona County, Rural Sturgeon County, Sherwood Park, Spruce Grove, St. Albert, Stony Plain, Thorsby, Wabamun, Warburg.*

3,252



INVENTORY



Detached

\$2,875,000

Semi-Detached


\$690,000

Row/Townhouse

\$633,000

Apartment
Condominium

\$780,000



HIGH ROLLERS

** Greater Edmonton Area includes Beaumont, Bon Accord, Bruderheim, Calmar, Devon, Edmonton, Fort Saskatchewan, Gibbons, Leduc, Legal, Morinville, New Sarepta, Redwater, Rural Leduc County, Rural Parkland County, Rural Strathcona County, Rural Sturgeon County, Sherwood Park, Spruce Grove, St. Albert, Stony Plain, Thorsby, Wabamun, Warburg.*



Detached

\$2,700,000

Semi-Detached


\$690,000

Row/Townhouse

\$460,000

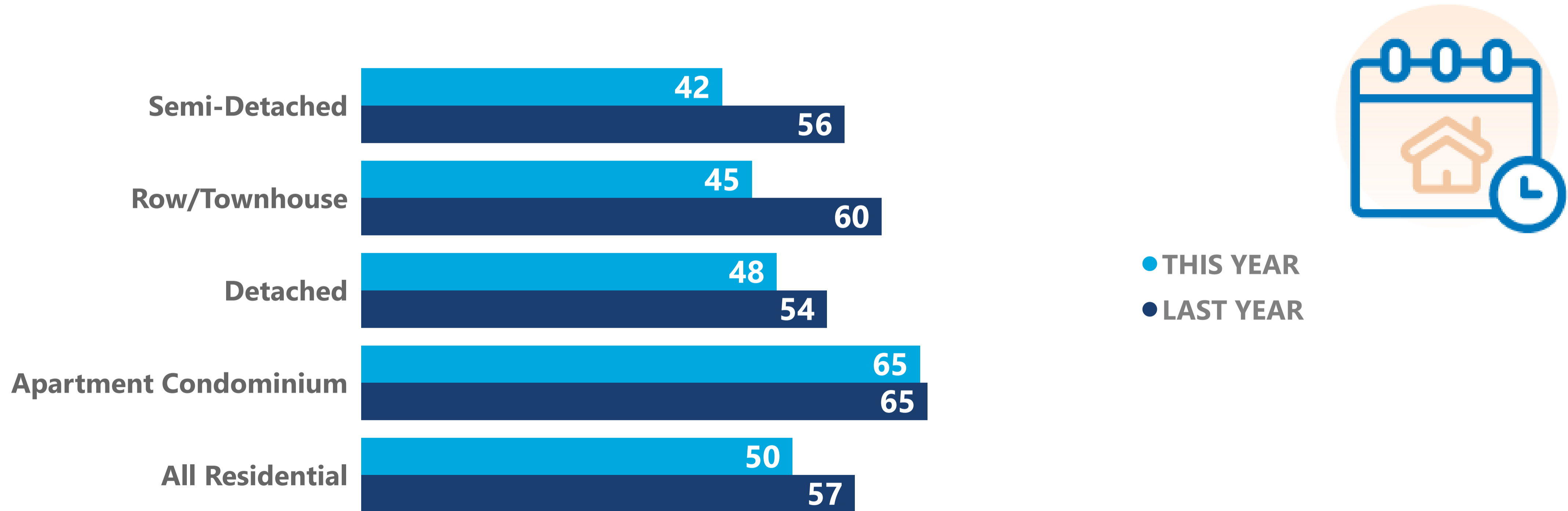
Apartment
Condominium

\$740,000



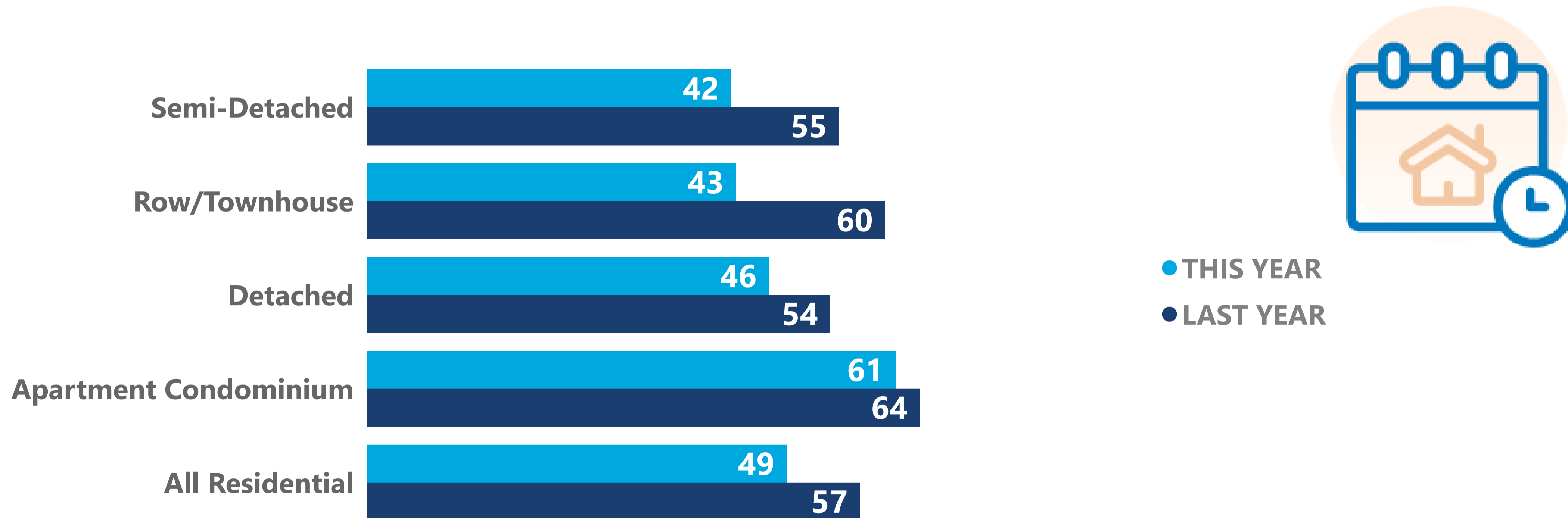
HIGH ROLLERS

AVERAGE DAYS ON MARKET FOR MONTHLY SALES



* Greater Edmonton Area includes Beaumont, Bon Accord, Bruderheim, Calmar, Devon, Edmonton, Fort Saskatchewan, Gibbons, Leduc, Legal, Morinville, New Sarepta, Redwater, Rural Leduc County, Rural Parkland County, Rural Strathcona County, Rural Sturgeon County, Sherwood Park, Spruce Grove, St. Albert, Stony Plain, Thorsby, Wabamun, Warburg.

AVERAGE DAYS ON MARKET FOR MONTHLY SALES



AVERAGE

\$407K

\$398K

MEDIAN

MoM

2.3%

2.1%

MoM

YoY

10.4%

12.0%

YoY



All Residential

** Greater Edmonton Area includes Beaumont, Bon Accord, Bruderheim, Calmar, Devon, Edmonton, Fort Saskatchewan, Gibbons, Leduc, Legal, Morinville, New Sarepta, Redwater, Rural Leduc County, Rural Parkland County, Rural Strathcona County, Rural Sturgeon County, Sherwood Park, Spruce Grove, St. Albert, Stony Plain, Thorsby, Wabamun, Warburg.*

AVERAGE

\$382K

\$375K

MEDIAN

MoM

0.1%

-0.5%

MoM

YoY

9.3%

10.9%

YoY



All Residential

AVERAGE

\$508K

MoM

5.2%

YoY

10.7%



Detached

\$465K

MEDIAN

3.3%

MoM

8.5%

YoY

* Greater Edmonton Area includes Beaumont, Bon Accord, Bruderheim, Calmar, Devon, Edmonton, Fort Saskatchewan, Gibbons, Leduc, Legal, Morinville, New Sarepta, Redwater, Rural Leduc County, Rural Parkland County, Rural Strathcona County, Rural Sturgeon County, Sherwood Park, Spruce Grove, St. Albert, Stony Plain, Thorsby, Wabamun, Warburg.

AVERAGE

\$495K

MoM

4.5%

YoY

10.0%



Detached

\$460K

MEDIAN

4.3%

MoM

9.5%

YoY

AVERAGE

\$385K

MoM

1.8%

YoY

7.7%



\$387K

MEDIAN

-1.9%

MoM

6.5%

YoY

Semi-Detached

** Greater Edmonton Area includes Beaumont, Bon Accord, Bruderheim, Calmar, Devon, Edmonton, Fort Saskatchewan, Gibbons, Leduc, Legal, Morinville, New Sarepta, Redwater, Rural Leduc County, Rural Parkland County, Rural Strathcona County, Rural Sturgeon County, Sherwood Park, Spruce Grove, St. Albert, Stony Plain, Thorsby, Wabamun, Warburg.*

AVERAGE

\$389K

MoM

1.1%

YoY

7.9%



Semi-Detached

\$399K

MEDIAN

-0.3%

MoM

8.3%

YoY

AVERAGE

\$276K

\$285K

MEDIAN

MoM

2.4%

7.1%

MoM

YoY

9.7%

14.7%

YoY



Row/Townhouse

* Greater Edmonton Area includes Beaumont, Bon Accord, Bruderheim, Calmar, Devon, Edmonton, Fort Saskatchewan, Gibbons, Leduc, Legal, Morinville, New Sarepta, Redwater, Rural Leduc County, Rural Parkland County, Rural Strathcona County, Rural Sturgeon County, Sherwood Park, Spruce Grove, St. Albert, Stony Plain, Thorsby, Wabamun, Warburg.

AVERAGE

\$272K

\$281K

MEDIAN

MoM

0.6%

4.7%

MoM

YoY

8.5%

14.2%

YoY



Row/Townhouse