

SELLING PRICE

AVERAGE	\$389K	MEDIAN	\$363K
Month-over-Month	2.0%	Month-over-Month	-0.7%
Year-over-Year	3.5%	Year-over-Year	3.9%

All Residential

AVERAGE	\$489K	MEDIAN	\$440K
MoM	2.1%	MoM	0.5%
YoY	3.7%	YoY	2.7%

Detached

AVERAGE	\$364K	MEDIAN	\$362K
MoM	0.5%	MoM	-2.2%
YoY	1.6%	YoY	8.1%

Semi-Detached

AVERAGE	\$261K	MEDIAN	\$258K
MoM	-4.0%	MoM	-7.9%
YoY	9.9%	YoY	12.4%

Row/Townhouse

AVERAGE	\$170K	MEDIAN	\$170K
MoM	-0.4%	MoM	10.9%
YoY	-5.2%	YoY	4.1%

Apartment Condominium

NEW LISTINGS



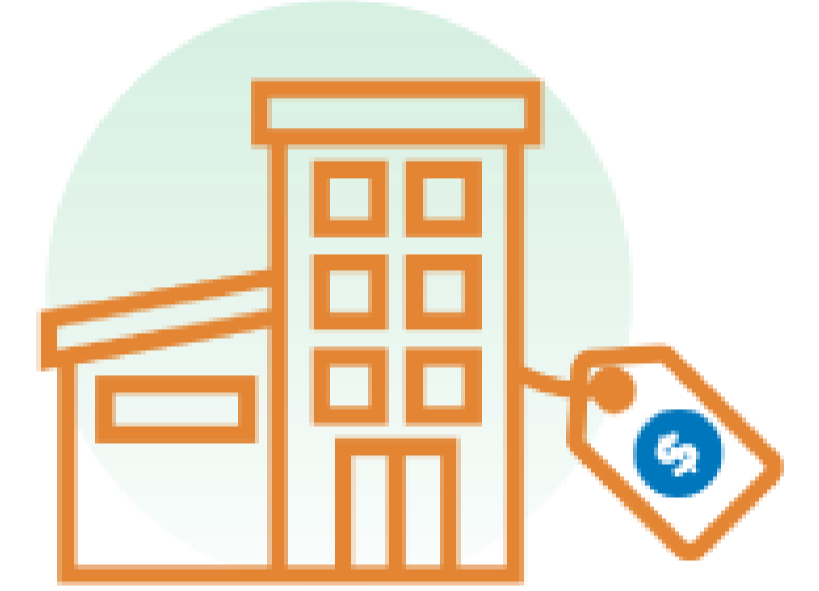
Current Month	1,497	Month-over-Month	↓ -28.3%
YTD	35K	Year-over-Year	↑ 27.0%

4,626

INVENTORY



Detached	\$2,695,000
Semi-Detached	\$720,000
Row/Townhouse	\$550,000
Apartment Condominium	\$570,000



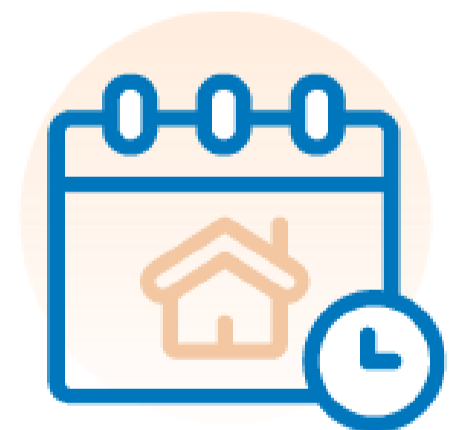
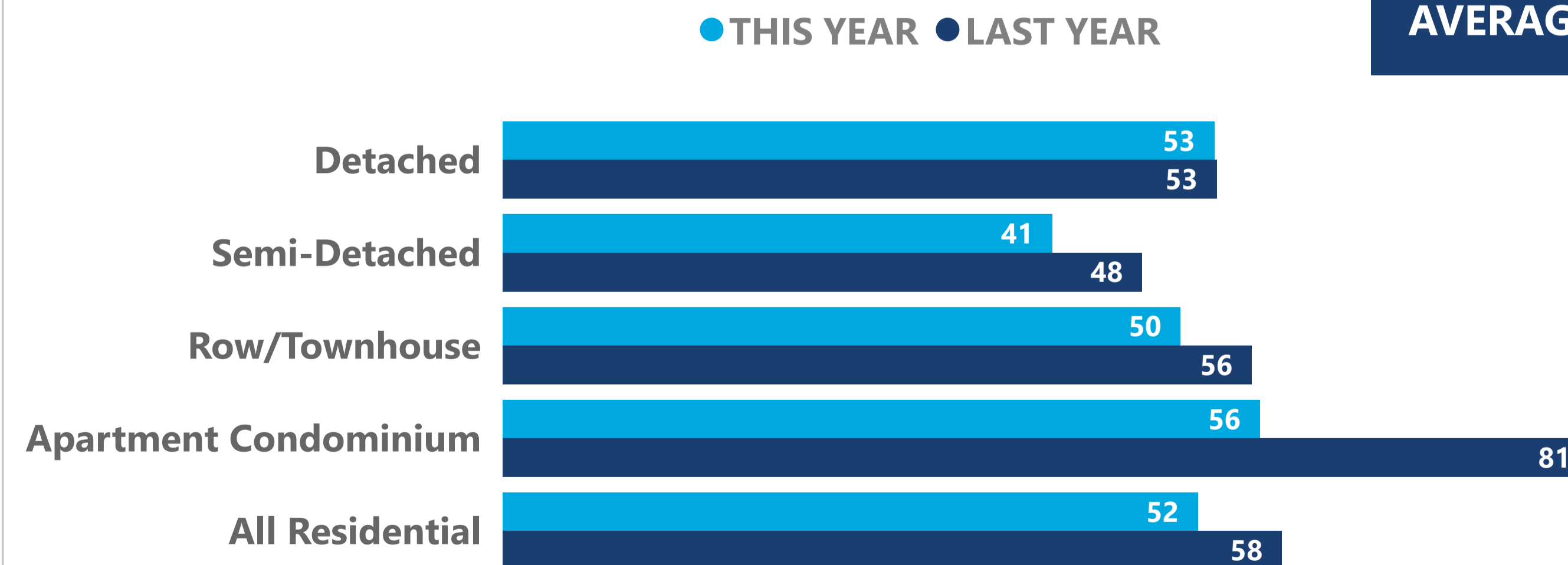
HIGH ROLLERS



SALES

Current Month	1,230	Month-over-Month	↓ -24.4%
YTD	23K	Year-over-Year	↑ 25.3%

AVERAGE DAYS ON MARKET FOR MONTHLY SALES



* Greater Edmonton Area includes Beaumont, Bon Accord, Bruderheim, Calmar, Devon, Edmonton, Fort Saskatchewan, Gibbons, Leduc, Legal, Morinville, New Sarepta, Redwater, Rural Leduc County, Rural Parkland County, Rural Strathcona County, Rural Sturgeon County, Sherwood Park, Spruce Grove, St. Albert, Stony Plain, Thorsby, Wabamun, Warburg.

SELLING PRICE

AVERAGE	\$373K	MEDIAN	\$350K
Month-over-Month	3.2%	1.4%	Month-over-Month
Year-over-Year	6.2%	7.7%	Year-over-Year



All Residential

AVERAGE	\$485K	MEDIAN	\$440K
MoM	3.9%	2.9%	MoM
YoY	5.3%	3.7%	YoY



Detached

AVERAGE	\$368K	MEDIAN	\$365K
MoM	1.8%	-1.8%	MoM
YoY	6.5%	11.4%	YoY



Semi-Detached

AVERAGE	\$260K	MEDIAN	\$263K
MoM	-4.4%	-7.1%	MoM
YoY	10.7%	14.8%	YoY



Row/Townhouse

AVERAGE	\$169K	MEDIAN	\$170K
MoM	0.8%	9.7%	MoM
YoY	-2.7%	6.3%	YoY



Apartment Condominium

NEW LISTINGS



Current Month	1,029	Month-over-Month	↓ -31.9%
YTD	25K	Year-over-Year	↑ 14.7%



Current Month	888	Month-over-Month	↓ -24.8%
YTD	16K	Year-over-Year	↑ 27.8%

3,213



INVENTORY

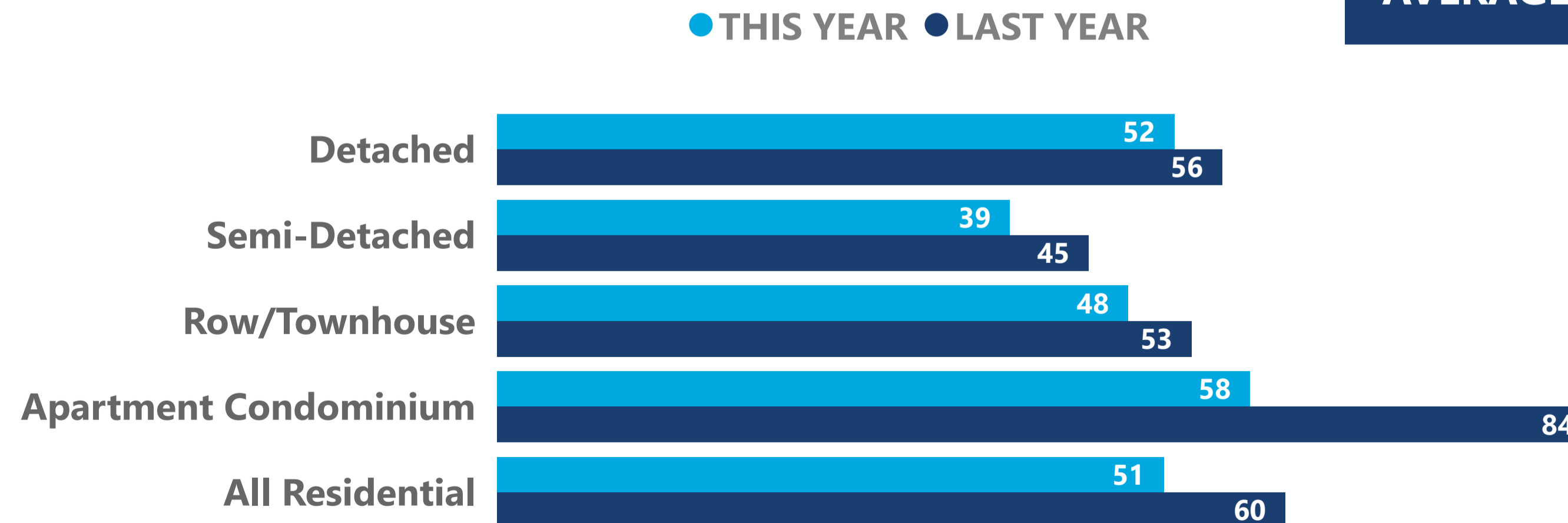


Detached	\$2,695,000
Semi-Detached	\$720,000
Row/Townhouse	\$550,000
Apartment Condominium	\$570,000



HIGH ROLLERS

AVERAGE DAYS ON MARKET FOR MONTHLY SALES



NEW LISTINGS



Current Month	Month-over-Month
1,497	↓ -28.3%
YTD	Year-over-Year
35K	↑ 27.0%



SALES

Current Month	Month-over-Month
1,230	↓ -24.4%
YTD	Year-over-Year
23K	↑ 25.3%

4,626



INVENTORY



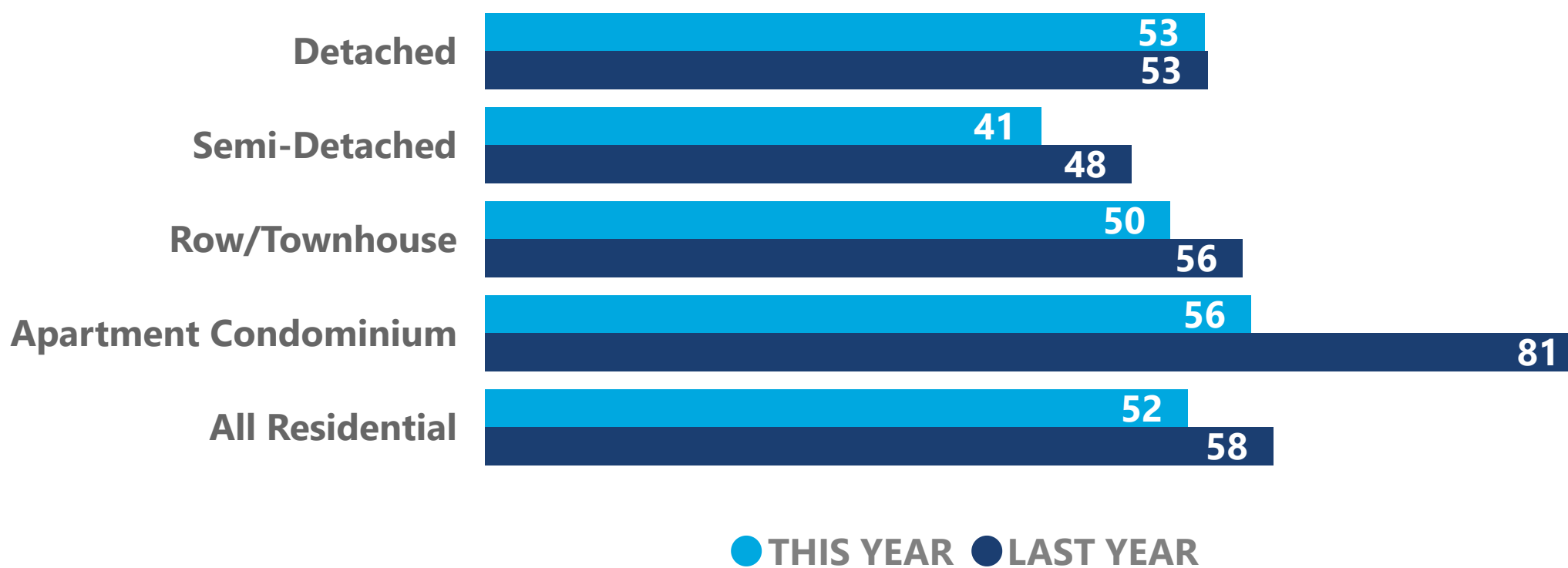
SOLD

Detached	\$2,695,000
Semi-detached	\$720,000
Row/Townhouse	\$550,000
Apartment Condominium	\$570,000



HIGH ROLLERS

AVERAGE DAYS ON MARKET FOR MONTHLY SALES



SELLING PRICE COMPARISONS

ALL RESIDENTIAL	DETACHED	SEMI-DETACHED	ROW/TOWNHOUSE	APARTMENT CONDOMINIUM
AVERAGE \$389K	AVERAGE \$489K	AVERAGE \$364K	AVERAGE \$261K	AVERAGE \$170K
MoM 2.0%	MoM 2.1%	MoM 0.5%	MoM -4.0%	MoM -0.4%
YoY 3.5%	YoY 3.7%	YoY 1.6%	YoY 9.9%	YoY -5.2%
MEDIAN \$363K	MEDIAN \$440K	MEDIAN \$362K	MEDIAN \$258K	MEDIAN \$170K
MoM -0.7%	MoM 0.5%	MoM -2.2%	MoM -7.9%	MoM 10.9%
YoY 3.9%	YoY 2.7%	YoY 8.1%	YoY 12.4%	YoY 4.1%

* Greater Edmonton Area includes Beaumont, Bon Accord, Bruderheim, Calmar, Devon, Edmonton, Fort Saskatchewan, Gibbons, Leduc, Legal, Morinville, New Sarepta, Redwater, Rural Leduc County, Rural Parkland County, Rural Strathcona County, Rural Sturgeon County, Sherwood Park, Spruce Grove, St. Albert, Stony Plain, Thorsby, Wabamun, Warburg

NEW LISTINGS



Current Month	Month-over-Month
1,029	↓ -31.9%
YTD	Year-over-Year
25K	↑ 14.7%



SALES

Current Month	Month-over-Month
888	↓ -24.8%
YTD	Year-over-Year
16K	↑ 27.8%

3,213



INVENTORY



Detached	\$2,695,000
Semi-detached	\$720,000
Row/Townhouse	\$550,000
Apartment Condominium	\$570,000



HIGH ROLLERS

AVERAGE DAYS ON MARKET FOR MONTHLY SALES



● THIS YEAR ● LAST YEAR

SELLING PRICE COMPARISONS



ALL RESIDENTIAL

AVERAGE	\$373K
MoM	3.2%
YoY	6.2%
MEDIAN	\$350K
MoM	1.4%
YoY	7.7%



DETACHED

AVERAGE	\$485K
MoM	3.9%
YoY	5.3%
MEDIAN	\$440K
MoM	2.9%
YoY	3.7%



SEMI-DETACHED

AVERAGE	\$368K
MoM	1.8%
YoY	6.5%
MEDIAN	\$365K
MoM	-1.8%
YoY	11.4%



ROW/TOWNHOUSE

AVERAGE	\$260K
MoM	-4.4%
YoY	10.7%
MEDIAN	\$263K
MoM	-7.1%
YoY	14.8%



APARTMENT CONDOMINIUM

AVERAGE	\$169K
MoM	0.8%
YoY	-2.7%
MEDIAN	\$170K
MoM	9.7%
YoY	6.3%

MLS® HOME PRICE INDEX

\$377K

Benchmark Price

↑ 0.6%

Month-over-Month

↑ 2.3%

Year-over-Year

\$389K

Average Sales Price

↑ 2.0%

Month-over-Month

↑ 3.5%

Year-over-Year

\$363K

Median Sales Price

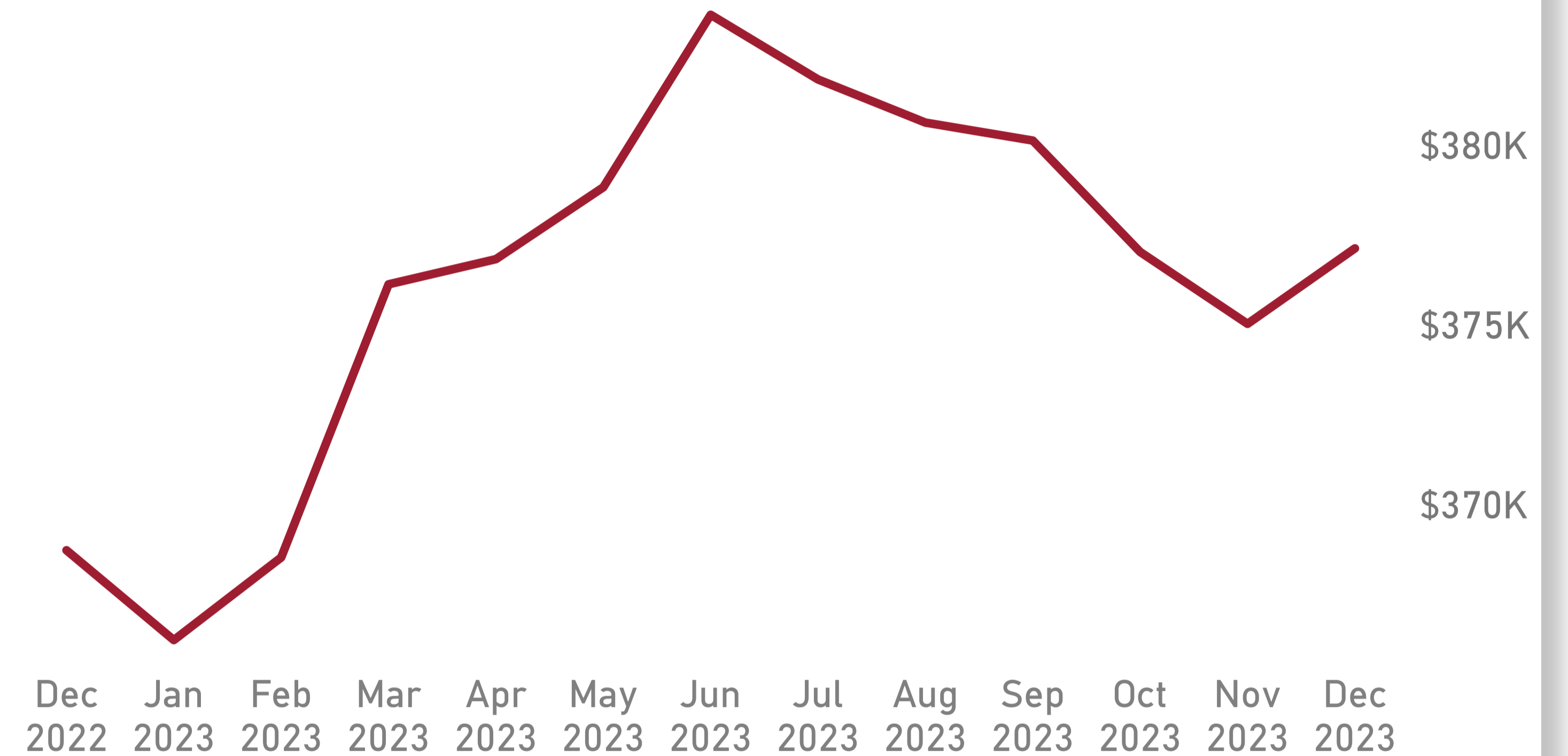
↓ -0.7%

Month-over-Month

↑ 3.9%

Year-over-Year

BENCHMARK PRICE TREND



\$435K

Benchmark Price


↑ 0.7%

Month-over-Month

↑ 3.5%

Year-over-Year

SINGLE FAMILY



\$181K

Benchmark Price

↑ 1.7%

Month-over-Month

↑ 5.2%

Year-over-Year

APARTMENT



\$240K

Benchmark Price

↓ -0.5%

Month-over-Month

↑ 6.5%

Year-over-Year

TOWNHOUSE

MLS® HOME PRICE INDEX

\$369K

Benchmark Price

↑ 0.5%

Month-over-Month

↑ 2.3%

Year-over-Year

\$373K

Average Sales Price

↑ 3.2%

Month-over-Month

↑ 6.2%

Year-over-Year

\$350K

Median Sales Price

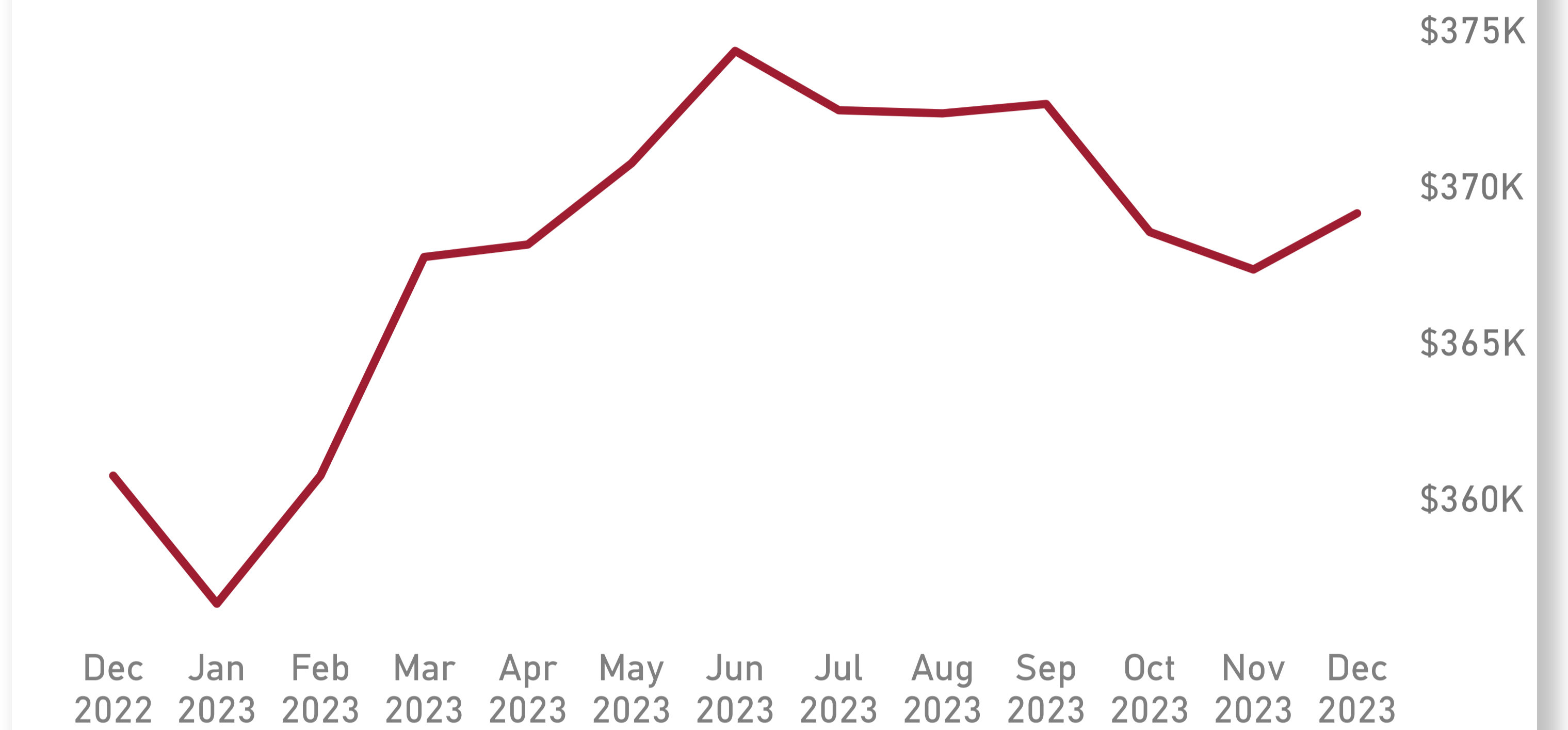
↑ 1.4%

Month-over-Month

↑ 7.7%

Year-over-Year

BENCHMARK PRICE TREND



\$441K

Benchmark Price


↑ 0.6%

Month-over-Month

↑ 3.7%

Year-over-Year

SINGLE FAMILY



\$176K

Benchmark Price

↑ 1.6%

Month-over-Month

↑ 5.8%

Year-over-Year

APARTMENT



\$232K

Benchmark Price

↓ -1.0%

Month-over-Month

↑ 7.1%

Year-over-Year

TOWNHOUSE

NEW LISTINGS



Current Month

1,497

Month-over-Month

↓ -28.3%

YTD

35K

Year-over-Year

↑ 27.0%

* Greater Edmonton Area includes Beaumont, Bon Accord, Bruderheim, Calmar, Devon, Edmonton, Fort Saskatchewan, Gibbons, Leduc, Legal, Morinville, New Sarepta, Redwater, Rural Leduc County, Rural Parkland County, Rural Strathcona County, Rural Sturgeon County, Sherwood Park, Spruce Grove, St. Albert, Stony Plain, Thorsby, Wabamun, Warburg.

NEW LISTINGS



Current Month

1,029

Month-over-Month

↓ -31.9%

YTD

25K

Year-over-Year

↑ 14.7%



* Greater Edmonton Area includes Beaumont, Bon Accord, Bruderheim, Calmar, Devon, Edmonton, Fort Saskatchewan, Gibbons, Leduc, Legal, Morinville, New Sarepta, Redwater, Rural Leduc County, Rural Parkland County, Rural Strathcona County, Rural Sturgeon County, Sherwood Park, Spruce Grove, St. Albert, Stony Plain, Thorsby, Wabamun, Warburg.



SALES

Current Month

888

YTD

16K

Month-over-Month

↓ -24.8%

Year-over-Year

↑ 27.8%

4,626



INVENTORY

** Greater Edmonton Area includes Beaumont, Bon Accord, Bruderheim, Calmar, Devon, Edmonton, Fort Saskatchewan, Gibbons, Leduc, Legal, Morinville, New Sarepta, Redwater, Rural Leduc County, Rural Parkland County, Rural Strathcona County, Rural Sturgeon County, Sherwood Park, Spruce Grove, St. Albert, Stony Plain, Thorsby, Wabamun, Warburg.*

3,213



INVENTORY



Detached

\$2,695,000

Semi-Detached

\$720,000

Row/Townhouse

\$550,000

Apartment
Condominium

\$570,000



HIGH ROLLERS

* Greater Edmonton Area includes Beaumont, Bon Accord, Bruderheim, Calmar, Devon, Edmonton, Fort Saskatchewan, Gibbons, Leduc, Legal, Morinville, New Sarepta, Redwater, Rural Leduc County, Rural Parkland County, Rural Strathcona County, Rural Sturgeon County, Sherwood Park, Spruce Grove, St. Albert, Stony Plain, Thorsby, Wabamun, Warburg.



Detached

\$2,695,000

Semi-Detached


\$720,000

Row/Townhouse

\$550,000

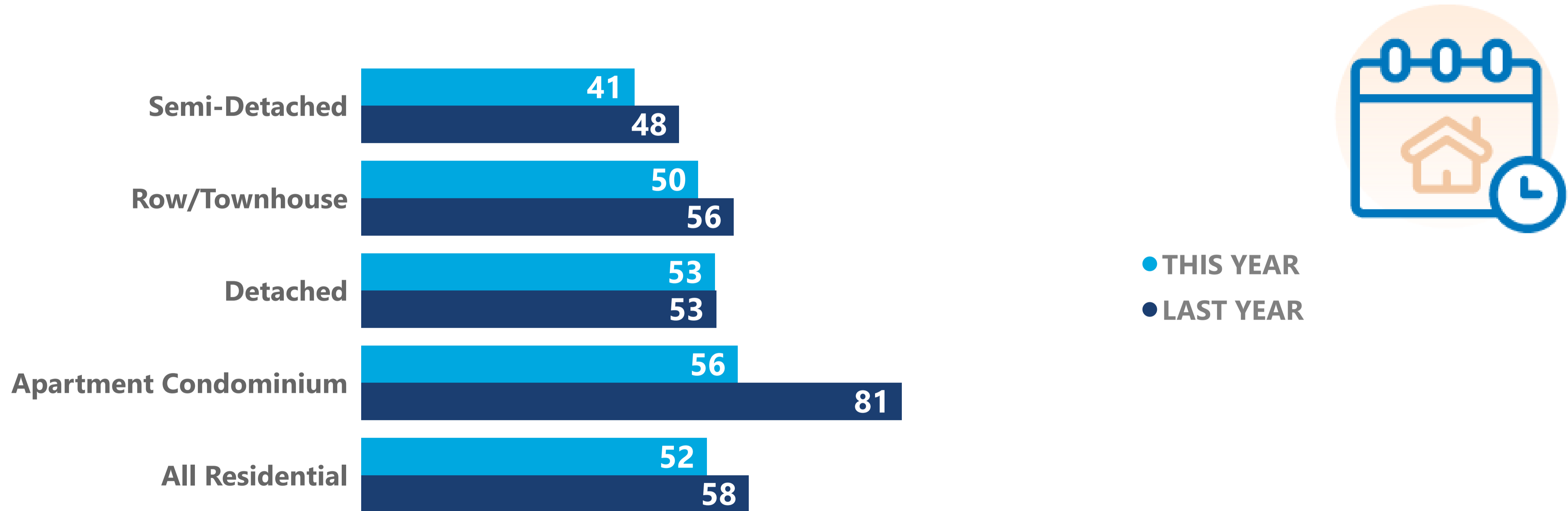
Apartment
Condominium

\$570,000



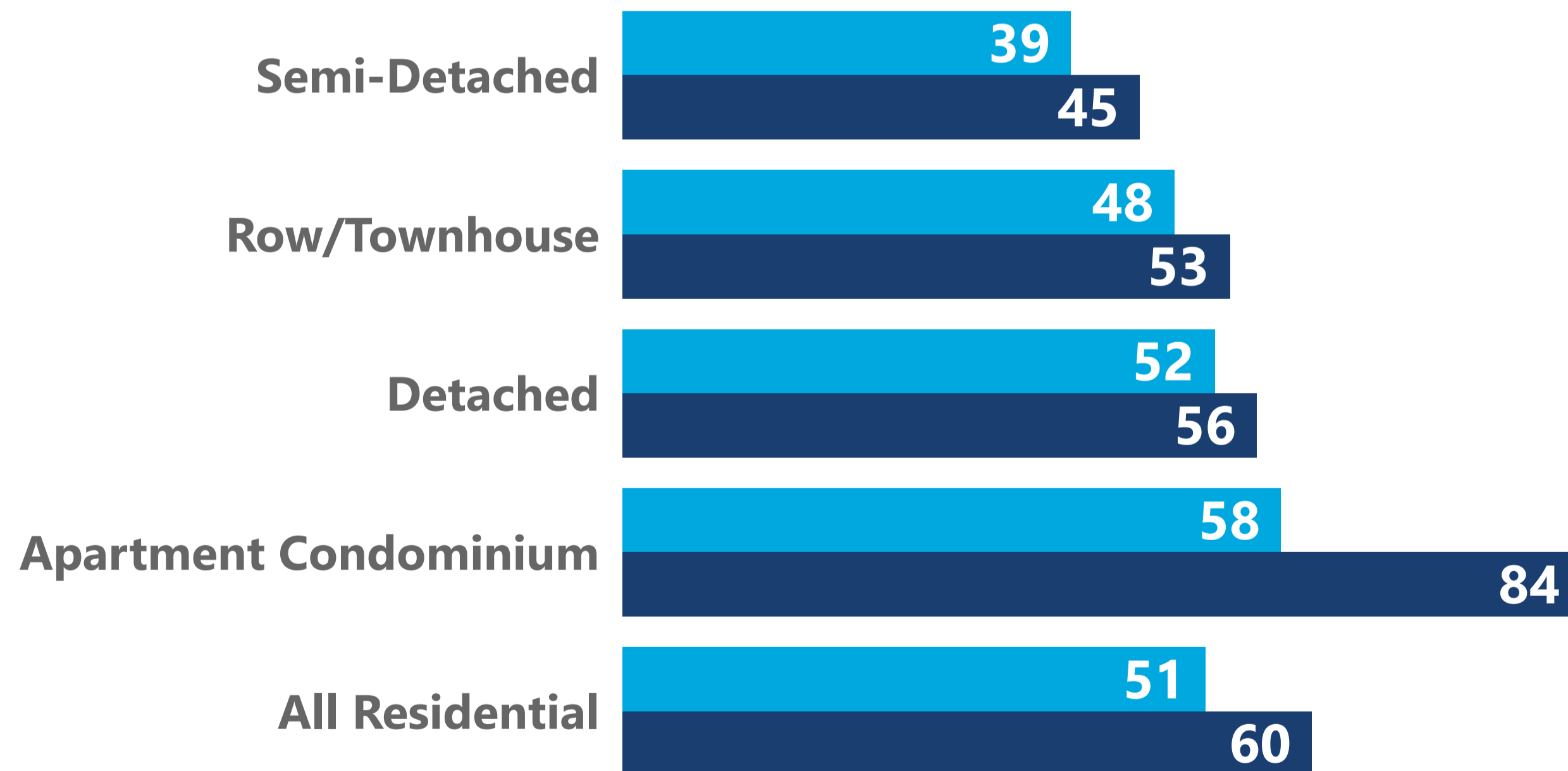
HIGH ROLLERS

AVERAGE DAYS ON MARKET FOR MONTHLY SALES

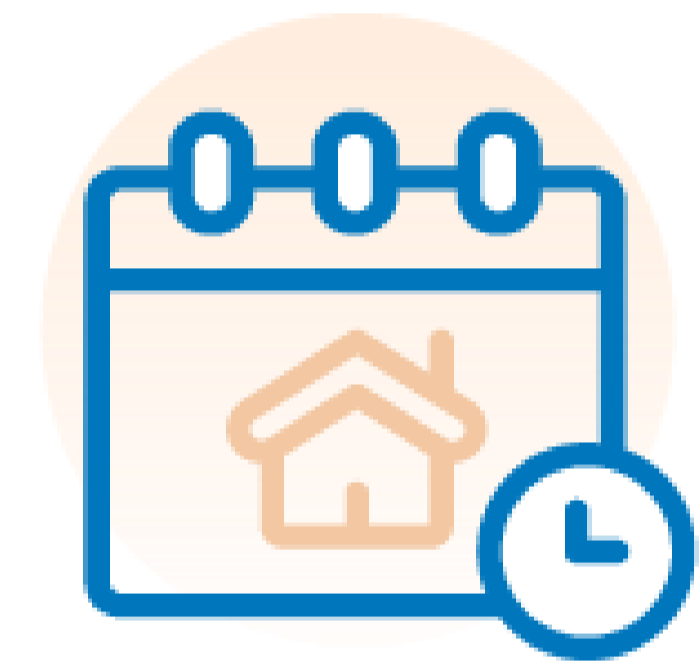


* Greater Edmonton Area includes Beaumont, Bon Accord, Bruderheim, Calmar, Devon, Edmonton, Fort Saskatchewan, Gibbons, Leduc, Legal, Morinville, New Sarepta, Redwater, Rural Leduc County, Rural Parkland County, Rural Strathcona County, Rural Sturgeon County, Sherwood Park, Spruce Grove, St. Albert, Stony Plain, Thorsby, Wabamun, Warburg.

AVERAGE DAYS ON MARKET FOR MONTHLY SALES



● THIS YEAR
● LAST YEAR



AVERAGE

\$389K

\$363K

MEDIAN

MoM

2.0%

-0.7%

MoM

YoY

3.5%

3.9%

YoY



All Residential

** Greater Edmonton Area includes Beaumont, Bon Accord, Bruderheim, Calmar, Devon, Edmonton, Fort Saskatchewan, Gibbons, Leduc, Legal, Morinville, New Sarepta, Redwater, Rural Leduc County, Rural Parkland County, Rural Strathcona County, Rural Sturgeon County, Sherwood Park, Spruce Grove, St. Albert, Stony Plain, Thorsby, Wabamun, Warburg.*

AVERAGE

\$373K

\$350K

MEDIAN

MoM

3.2%

1.4%

MoM

YoY

6.2%

7.7%

YoY



All Residential

AVERAGE

\$489K

MoM

2.1%

YoY

3.7%



Detached

\$440K

MEDIAN

0.5%

MoM

2.7%

YoY

* Greater Edmonton Area includes Beaumont, Bon Accord, Bruderheim, Calmar, Devon, Edmonton, Fort Saskatchewan, Gibbons, Leduc, Legal, Morinville, New Sarepta, Redwater, Rural Leduc County, Rural Parkland County, Rural Strathcona County, Rural Sturgeon County, Sherwood Park, Spruce Grove, St. Albert, Stony Plain, Thorsby, Wabamun, Warburg.

AVERAGE

\$485K

MoM

3.9%

YoY

5.3%



Detached

\$440K

MEDIAN

2.9%

MoM

3.7%

YoY

AVERAGE

\$364K

\$362K

MEDIAN

MoM

0.5%

-2.2%

MoM

YoY

1.6%

8.1%

YoY



Semi-Detached

** Greater Edmonton Area includes Beaumont, Bon Accord, Bruderheim, Calmar, Devon, Edmonton, Fort Saskatchewan, Gibbons, Leduc, Legal, Morinville, New Sarepta, Redwater, Rural Leduc County, Rural Parkland County, Rural Strathcona County, Rural Sturgeon County, Sherwood Park, Spruce Grove, St. Albert, Stony Plain, Thorsby, Wabamun, Warburg.*

AVERAGE

\$368K

MoM

1.8%

YoY

6.5%



Semi-Detached

\$365K

MEDIAN

-1.8%

MoM

11.4%

YoY

AVERAGE

\$261K

\$258K

MEDIAN

MoM

-4.0%

-7.9%

MoM

YoY

9.9%

12.4%

YoY



Row/Townhouse

* Greater Edmonton Area includes Beaumont, Bon Accord, Bruderheim, Calmar, Devon, Edmonton, Fort Saskatchewan, Gibbons, Leduc, Legal, Morinville, New Sarepta, Redwater, Rural Leduc County, Rural Parkland County, Rural Strathcona County, Rural Sturgeon County, Sherwood Park, Spruce Grove, St. Albert, Stony Plain, Thorsby, Wabamun, Warburg.

AVERAGE

\$260K

MoM

-4.4%

YoY

10.7%



\$263K

MEDIAN

-7.1%

MoM

14.8%

YoY

Row/Townhouse