

SELLING PRICE

AVERAGE	\$464K	MEDIAN	\$444K
Month-over-Month	-1.4%	Month-over-Month	-0.4%
Year-over-Year	5.2%	Year-over-Year	5.5%



All Residential

AVERAGE	\$580K	MEDIAN	\$533K
MoM	-1.0%	MoM	-0.3%
YoY	6.2%	YoY	6.6%



Detached

AVERAGE	\$440K	MEDIAN	\$435K
MoM	1.1%	MoM	2.4%
YoY	6.0%	YoY	6.1%



Semi-Detached

AVERAGE	\$307K	MEDIAN	\$310K
MoM	-2.7%	MoM	-3.9%
YoY	4.3%	YoY	5.1%



Row/Townhouse

AVERAGE	\$214K	MEDIAN	\$199K
MoM	-2.1%	MoM	-1.2%
YoY	3.4%	YoY	3.5%



Apartment Condominium

NEW LISTINGS



6,520



INVENTORY

MONTHS OF INVENTORY

2.2



Current Month	4,917	Month-over-Month	↑ 27.8%
YTD	17K	Year-over-Year	↑ 16.1%



Current Month	2,967	Month-over-Month	↑ 9.7%
YTD	12K	Year-over-Year	↓ -7.9%

Detached	\$5,000,000
Semi-Detached	\$967,000
Row/Townhouse	\$635,000
Apartment Condominium	\$1,000,005

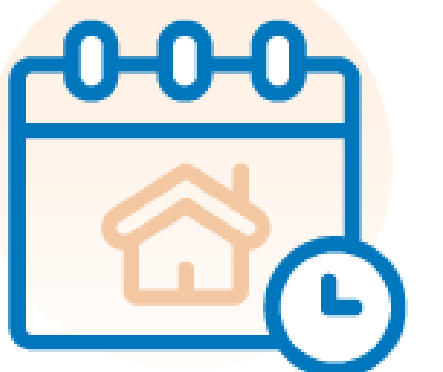


HIGH ROLLERS

AVERAGE DAYS ON MARKET FOR MONTHLY SALES

● THIS YEAR ● LAST YEAR

Detached	27	33
Semi-Detached	25	29
Row/Townhouse	27	28
Apartment Condominium	40	42
All Residential	29	34



* Greater Edmonton Area includes Edmonton, Strathcona County, Sherwood Park, Parkland County, St. Albert, Spruce Grove, Leduc, Fort Saskatchewan, Beaumont, Sturgeon County, Stony Plain, Leduc County, Morinville, Devon, Gibbons, Calmar, Redwater, Bon Accord, Bruderheim, Legal, Thorsby, Warburg.

SELLING PRICE

AVERAGE	\$431K	MEDIAN	\$416K
Month-over-Month	-3.2%	Month-over-Month	-1.0%
Year-over-Year	3.4%	Year-over-Year	5.2%



All Residential

AVERAGE	\$561K	MEDIAN	\$524K
MoM	-3.1%	MoM	-0.3%
YoY	3.1%	YoY	4.8%



Detached

AVERAGE	\$439K	MEDIAN	\$436K
MoM	1.6%	MoM	2.7%
YoY	3.1%	YoY	4.9%



Semi-Detached

AVERAGE	\$301K	MEDIAN	\$299K
MoM	-1.3%	MoM	-2.7%
YoY	7.1%	YoY	5.1%



Row/Townhouse

AVERAGE	\$208K	MEDIAN	\$195K
MoM	-2.0%	MoM	-2.6%
YoY	3.6%	YoY	4.3%



Apartment Condominium

NEW LISTINGS



Current Month	3,537	Month-over-Month	↑ 27.8%
YTD	13K	Year-over-Year	↑ 19.3%



Current Month	2,065	Month-over-Month	↑ 12.2%
YTD	8,095	Year-over-Year	↓ -3.5%

SALES

4,843



INVENTORY



Detached	\$5,000,000
Semi-Detached	\$967,000
Row/Townhouse	\$635,000
Apartment Condominium	\$808,000



HIGH ROLLERS

MONTHS OF INVENTORY

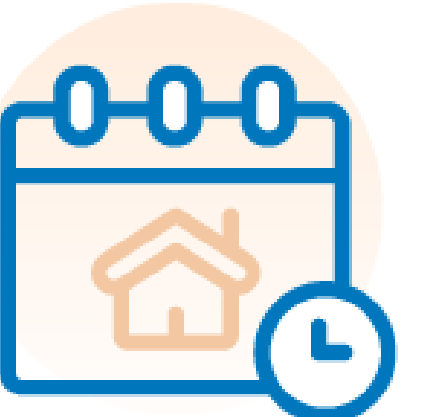
2.3



AVERAGE DAYS ON MARKET FOR MONTHLY SALES

● THIS YEAR ● LAST YEAR

Detached	28	31
Semi-Detached	27	25
Row/Townhouse	26	24
Apartment Condominium	41	43
All Residential	30	32



NEW LISTINGS



Current Month
4,917
Month-over-Month
↑ 27.8%

YTD
17K
Year-over-Year
↑ 16.1%



Current Month
2,967
Month-over-Month
↑ 9.7%

YTD
12K
Year-over-Year
↓ -7.9%

6,520



INVENTORY



Detached **\$5,000,000**
Semi-detached **\$967,000**
Row/Townhouse **\$635,000**
Apartment Condominium **\$1,000,005**



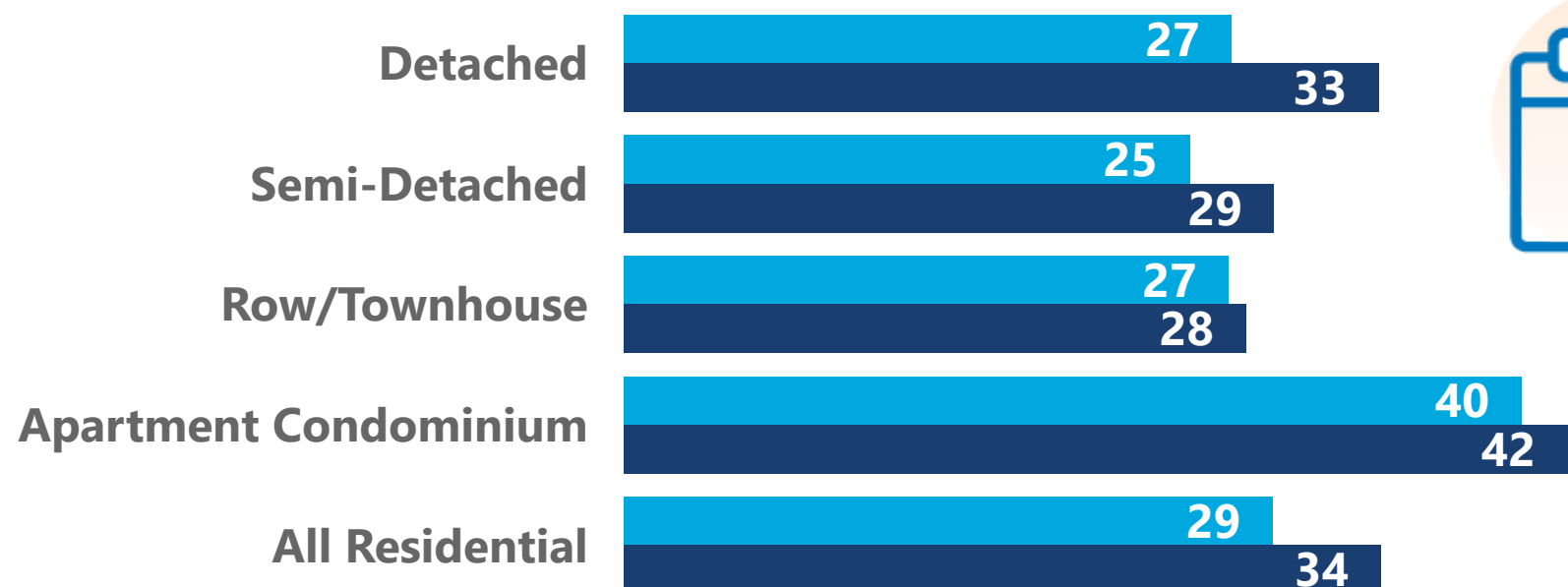
HIGH ROLLERS

MONTHS OF INVENTORY

2.2



AVERAGE DAYS ON MARKET FOR MONTHLY SALES



● THIS YEAR ● LAST YEAR

SELLING PRICE COMPARISONS



**ALL
RESIDENTIAL**

AVERAGE **\$464K**
MoM **-1.4%**
YoY **5.2%**

MEDIAN **\$444K**
MoM **-0.4%**
YoY **5.5%**



DETACHED

AVERAGE **\$580K**
MoM **-1.0%**
YoY **6.2%**

MEDIAN **\$533K**
MoM **-0.3%**
YoY **6.6%**



SEMI-DETACHED

AVERAGE **\$440K**
MoM **1.1%**
YoY **6.0%**

MEDIAN **\$435K**
MoM **2.4%**
YoY **6.1%**



ROW/TOWNHOUSE

AVERAGE **\$307K**
MoM **-2.7%**
YoY **4.3%**

MEDIAN **\$310K**
MoM **-3.9%**
YoY **5.1%**



**APARTMENT
CONDOMINIUM**

AVERAGE **\$214K**
MoM **-2.1%**
YoY **3.4%**

MEDIAN **\$199K**
MoM **-1.2%**
YoY **3.5%**

* Greater Edmonton Area includes Edmonton, Strathcona County, Sherwood Park, Parkland County, St. Albert, Spruce Grove, Leduc, Fort Saskatchewan, Beaumont, Sturgeon County, Stony Plain, Leduc County, Morinville, Devon, Gibbons, Calmar, Redwater, Bon Accord, Bruderheim, Legal, Thorsby, Warburg.

NEW LISTINGS



Current Month	Month-over-Month
3,537	↑ 27.8%
YTD	Year-over-Year
13K	↑ 19.3%



Current Month	Month-over-Month
2,065	↑ 12.2%
YTD	Year-over-Year
8,095	↓ -3.5%


4,843



INVENTORY



Detached	\$5,000,000
Semi-detached	\$967,000
Row/Townhouse	\$635,000
Apartment Condominium	\$808,000



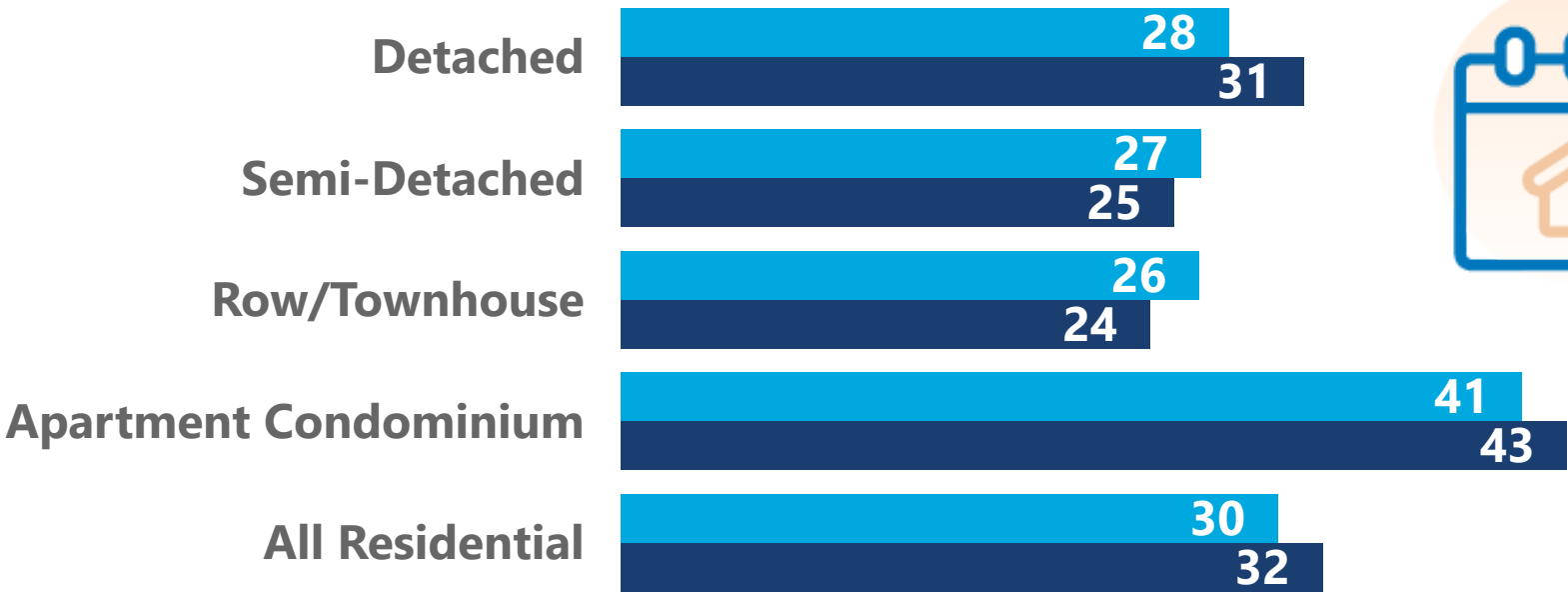
HIGH ROLLERS

MONTHS OF INVENTORY

2.3



AVERAGE DAYS ON MARKET FOR MONTHLY SALES



● THIS YEAR ● LAST YEAR

SELLING PRICE COMPARISONS



ALL
RESIDENTIAL

AVERAGE	\$431K
MoM	-3.2%
YoY	3.4%
MEDIAN	\$416K
MoM	-1.0%
YoY	5.2%



DETACHED

AVERAGE	\$561K
MoM	-3.1%
YoY	3.1%
MEDIAN	\$524K
MoM	-0.3%
YoY	4.8%



SEMI-DETACHED

AVERAGE	\$439K
MoM	1.6%
YoY	3.1%
MEDIAN	\$436K
MoM	2.7%
YoY	4.9%



ROW/TOWNHOUSE

AVERAGE	\$301K
MoM	-1.3%
YoY	7.1%
MEDIAN	\$299K
MoM	-2.7%
YoY	5.1%



APARTMENT
CONDOMINIUM

AVERAGE	\$208K
MoM	-2.0%
YoY	3.6%
MEDIAN	\$195K
MoM	-2.6%
YoY	4.3%

MLS® HOME PRICE INDEX

\$439K

Benchmark Price



0.3%

Month-over-Month



9.8%

Year-over-Year

\$464K

Average Sales Price



-1.4%

Month-over-Month



5.2%

Year-over-Year

\$444K

Median Sales Price



-0.4%

Month-over-Month



5.5%

Year-over-Year

BENCHMARK PRICE TREND



\$519K

Benchmark Price



0.3%


Month-over-Month



11.3%

Year-over-Year

SINGLE FAMILY



\$222K

Benchmark Price



1.8%

Month-over-Month



14.8%

Year-over-Year

APARTMENT



\$303K

Benchmark Price



0.0%

Month-over-Month



16.2%

Year-over-Year

TOWNHOUSE

MLS® HOME PRICE INDEX

\$427K

Benchmark Price



0.1%

Month-over-Month



8.9%

Year-over-Year

\$431K

Average Sales Price



-3.2%

Month-over-Month



3.4%

Year-over-Year

\$416K

Median Sales Price



-1.0%

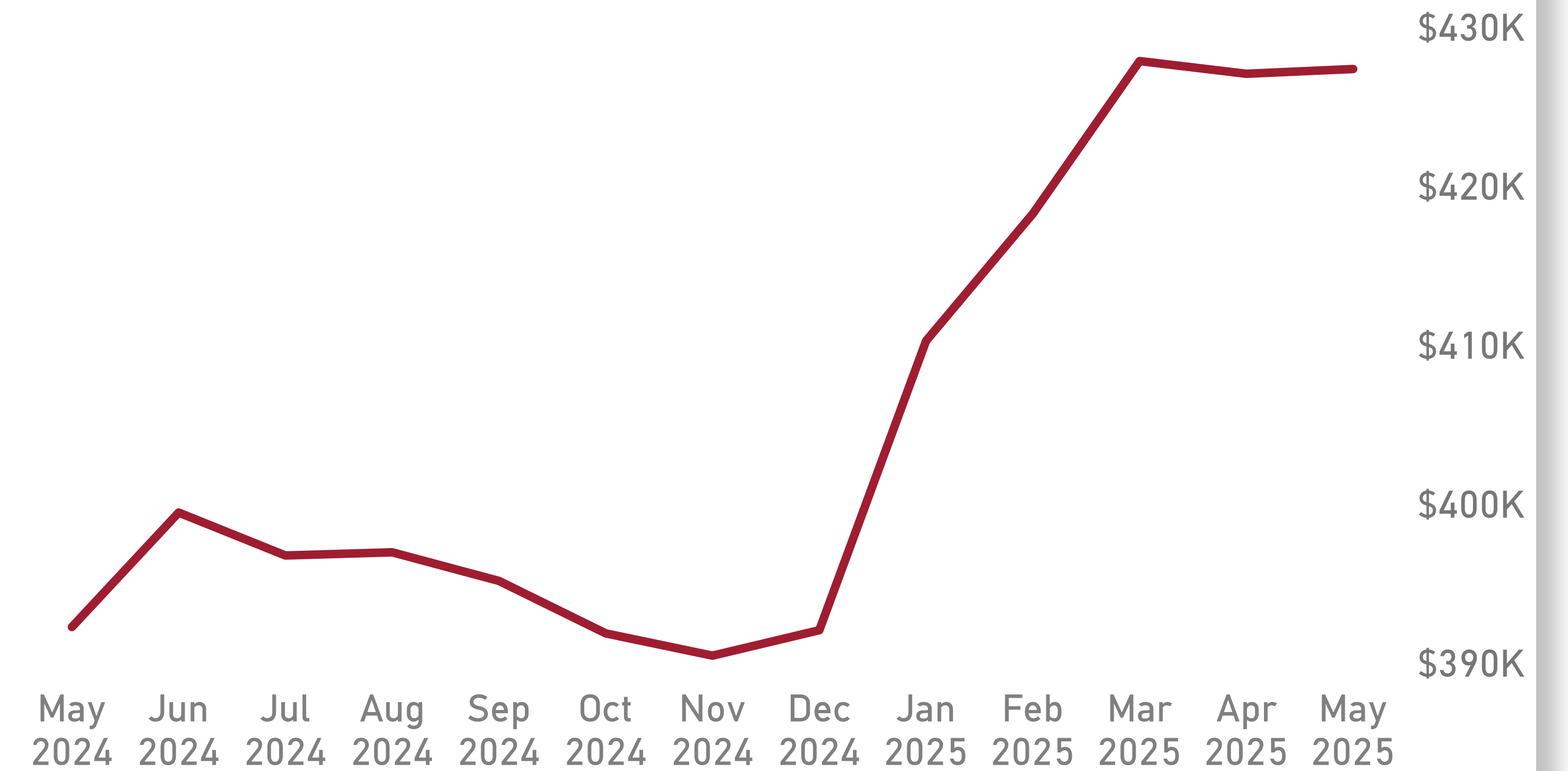
Month-over-Month



5.2%

Year-over-Year

BENCHMARK PRICE TREND



\$523K

Benchmark Price



0.1%


Month-over-Month



10.5%

Year-over-Year

SINGLE FAMILY



\$217K

Benchmark Price



1.3%

Month-over-Month



14.4%

Year-over-Year

APARTMENT



\$299K

Benchmark Price



0.0%

Month-over-Month



17.6%

Year-over-Year

TOWNHOUSE


NEW LISTINGS



Current Month

4,917

Month-over-Month



27.8%

YTD

17K

Year-over-Year



16.1%

** Greater Edmonton Area includes Edmonton, Strathcona County, Sherwood Park, Parkland County, St. Albert, Spruce Grove, Leduc, Fort Saskatchewan, Beaumont, Sturgeon County, Stony Plain, Leduc County, Morinville, Devon, Gibbons, Calmar, Redwater, Bon Accord, Bruderheim, Legal, Thorsby, Warburg.*

NEW LISTINGS



Current Month

3,537

Month-over-Month



27.8%

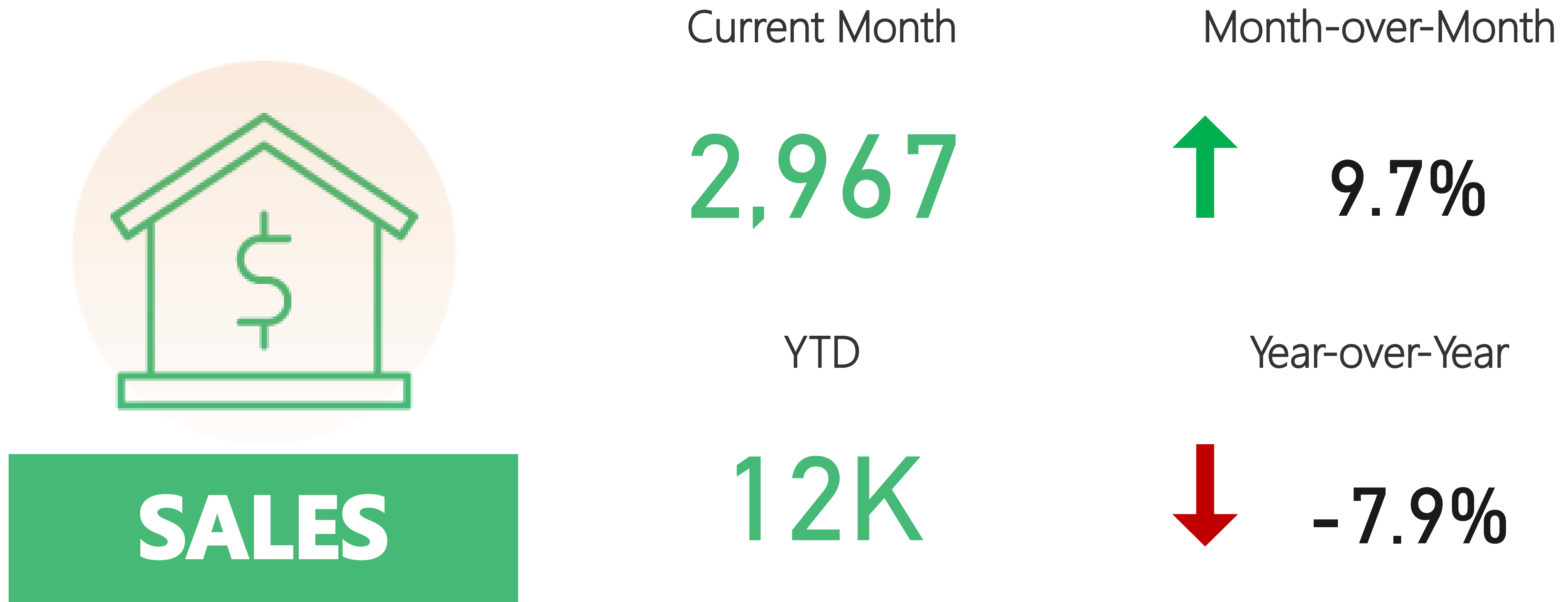
YTD

13K

Year-over-Year



19.3%



* Greater Edmonton Area includes Edmonton, Strathcona County, Sherwood Park, Parkland County, St. Albert, Spruce Grove, Leduc, Fort Saskatchewan, Beaumont, Sturgeon County, Stony Plain, Leduc County, Morinville, Devon, Gibbons, Calmar, Redwater, Bon Accord, Bruderheim, Legal, Thorsby, Warburg.



SALES

Current Month

2,065

YTD

8,095

Month-over-Month



12.2%

Year-over-Year



-3.5%

6,520



INVENTORY

2.2



MOI

** Greater Edmonton Area includes Edmonton, Strathcona County, Sherwood Park, Parkland County, St. Albert, Spruce Grove, Leduc, Fort Saskatchewan, Beaumont, Sturgeon County, Stony Plain, Leduc County, Morinville, Devon, Gibbons, Calmar, Redwater, Bon Accord, Bruderheim, Legal, Thorsby, Warburg.*

4,843



INVENTORY

2.3



MOI



Detached

\$5,000,000

Semi-Detached


\$967,000

Row/Townhouse

\$635,000

Apartment
Condominium

\$1,000,005



HIGH ROLLERS

** Greater Edmonton Area includes Edmonton, Strathcona County, Sherwood Park, Parkland County, St. Albert, Spruce Grove, Leduc, Fort Saskatchewan, Beaumont, Sturgeon County, Stony Plain, Leduc County, Morinville, Devon, Gibbons, Calmar, Redwater, Bon Accord, Bruderheim, Legal, Thorsby, Warburg.*



Detached

\$5,000,000

Semi-Detached

\$967,000

Row/Townhouse

\$635,000

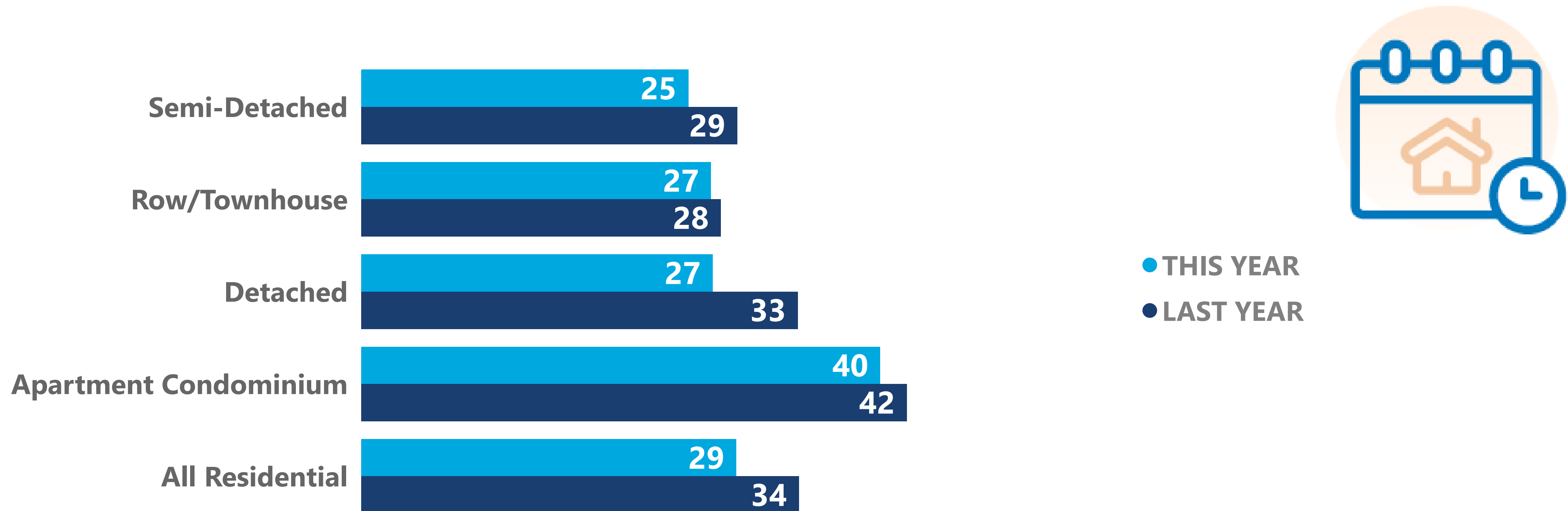
Apartment
Condominium

\$808,000



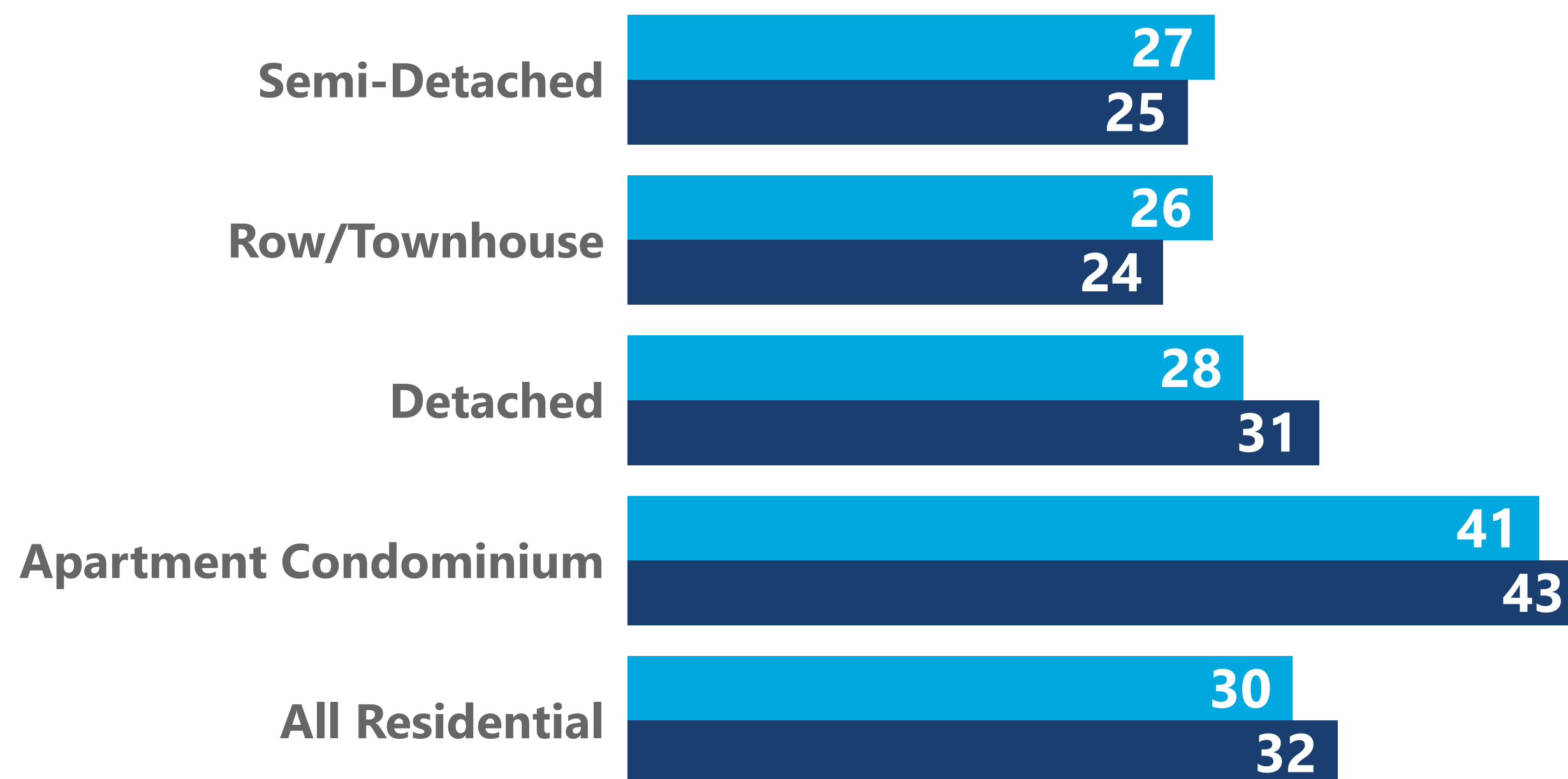
HIGH ROLLERS

AVERAGE DAYS ON MARKET FOR MONTHLY SALES



* Greater Edmonton Area includes Edmonton, Strathcona County, Sherwood Park, Parkland County, St. Albert, Spruce Grove, Leduc, Fort Saskatchewan, Beaumont, Sturgeon County, Stony Plain, Leduc County, Morinville, Devon, Gibbons, Calmar, Redwater, Bon Accord, Bruderheim, Legal, Thorsby, Warburg.

AVERAGE DAYS ON MARKET FOR MONTHLY SALES



● THIS YEAR
● LAST YEAR



AVERAGE

\$464K

\$444K

MEDIAN

MoM

-1.4%

-0.4%

MoM

YoY

5.2%

5.5%

YoY



All Residential

** Greater Edmonton Area includes Edmonton, Strathcona County, Sherwood Park, Parkland County, St. Albert, Spruce Grove, Leduc, Fort Saskatchewan, Beaumont, Sturgeon County, Stony Plain, Leduc County, Morinville, Devon, Gibbons, Calmar, Redwater, Bon Accord, Bruderheim, Legal, Thorsby, Warburg.*

AVERAGE

\$431K

\$416K

MEDIAN

MoM

-3.2%

-1.0%

MoM

YoY

3.4%

5.2%

YoY



All Residential

AVERAGE

\$580K

MoM

-1.0%

YoY

6.2%



Detached

\$533K

MEDIAN

-0.3%

MoM

6.6%

YoY

** Greater Edmonton Area includes Edmonton, Strathcona County, Sherwood Park, Parkland County, St. Albert, Spruce Grove, Leduc, Fort Saskatchewan, Beaumont, Sturgeon County, Stony Plain, Leduc County, Morinville, Devon, Gibbons, Calmar, Redwater, Bon Accord, Bruderheim, Legal, Thorsby, Warburg.*

AVERAGE

\$561K

MoM

-3.1%

YoY

3.1%



Detached

\$524K

MEDIAN

-0.3%

MoM

4.8%

YoY

AVERAGE

\$440K

MoM

1.1%

YoY

6.0%



Semi-Detached

\$435K

MEDIAN

2.4%

MoM

6.1%

YoY

** Greater Edmonton Area includes Edmonton, Strathcona County, Sherwood Park, Parkland County, St. Albert, Spruce Grove, Leduc, Fort Saskatchewan, Beaumont, Sturgeon County, Stony Plain, Leduc County, Morinville, Devon, Gibbons, Calmar, Redwater, Bon Accord, Bruderheim, Legal, Thorsby, Warburg.*

AVERAGE

\$439K

MoM

1.6%

YoY

3.1%



Semi-Detached

\$436K

MEDIAN

2.7%

MoM

4.9%

YoY

AVERAGE

\$307K

\$310K

MEDIAN

MoM

-2.7%

-3.9%

MoM

YoY

4.3%

5.1%

YoY



Row/Townhouse

** Greater Edmonton Area includes Edmonton, Strathcona County, Sherwood Park, Parkland County, St. Albert, Spruce Grove, Leduc, Fort Saskatchewan, Beaumont, Sturgeon County, Stony Plain, Leduc County, Morinville, Devon, Gibbons, Calmar, Redwater, Bon Accord, Bruderheim, Legal, Thorsby, Warburg.*

AVERAGE

\$301K

\$299K

MEDIAN

MoM

-1.3%

-2.7%

MoM

YoY

7.1%

5.1%

YoY



Row/Townhouse