

## SELLING PRICE

AVERAGE	<b>\$460K</b>	MEDIAN	<b>\$445K</b>
Month-over-Month	2.5%	Month-over-Month	2.3%
Year-over-Year	9.3%	Year-over-Year	9.9%



All Residential

AVERAGE	<b>\$575K</b>	MEDIAN	<b>\$535K</b>
MoM	1.2%	MoM	0.9%
YoY	11.2%	YoY	12.6%



Detached

AVERAGE	<b>\$431K</b>	MEDIAN	<b>\$425K</b>
MoM	2.3%	MoM	0.0%
YoY	5.3%	YoY	6.2%



Semi-Detached

AVERAGE	<b>\$315K</b>	MEDIAN	<b>\$323K</b>
MoM	4.6%	MoM	5.7%
YoY	11.3%	YoY	11.2%



Row/Townhouse

AVERAGE	<b>\$218K</b>	MEDIAN	<b>\$197K</b>
MoM	1.4%	MoM	-0.1%
YoY	12.2%	YoY	6.1%



Apartment Condominium

## NEW LISTINGS



4,848



INVENTORY

Current Month	<b>3,780</b>	Month-over-Month	<b>↑ 44.5%</b>
YTD	<b>8,799</b>	Year-over-Year	<b>↑ 7.5%</b>



SALES

Current Month	<b>2,494</b>	Month-over-Month	<b>↑ 36.9%</b>
YTD	<b>5,910</b>	Year-over-Year	<b>↑ 1.3%</b>

Detached	<b>\$2,267,400</b>
Semi-Detached	<b>\$862,400</b>
Row/Townhouse	<b>\$645,000</b>
Apartment Condominium	<b>\$1,425,000</b>



HIGH ROLLERS

## MONTHS OF INVENTORY

1.9



## AVERAGE DAYS ON MARKET FOR MONTHLY SALES

● THIS YEAR ● LAST YEAR

Detached	30	40
Semi-Detached	22	35
Row/Townhouse	25	35
Apartment Condominium	42	46
All Residential	30	40



\* Greater Edmonton Area includes Beaumont, Bon Accord, Bruderheim, Calmar, Devon, Edmonton, Fort Saskatchewan, Gibbons, Leduc, Legal, Morinville, New Sarepta, Redwater, Rural Leduc County, Rural Parkland County, Rural Strathcona County, Rural Sturgeon County, Sherwood Park, Spruce Grove, St. Albert, Stony Plain, Thorsby, Wabamun, Warburg.

## SELLING PRICE

AVERAGE	<b>\$440K</b>	MEDIAN	<b>\$425K</b>
Month-over-Month	4.3%	2.4%	Month-over-Month
Year-over-Year	10.9%	10.0%	Year-over-Year



All Residential

AVERAGE	<b>\$574K</b>	MEDIAN	<b>\$527K</b>
MoM	3.7%	1.3%	MoM
YoY	14.2%	12.4%	YoY



Detached

AVERAGE	<b>\$428K</b>	MEDIAN	<b>\$425K</b>
MoM	0.2%	-1.2%	MoM
YoY	3.3%	4.6%	YoY



Semi-Detached

AVERAGE	<b>\$312K</b>	MEDIAN	<b>\$318K</b>
MoM	5.7%	9.7%	MoM
YoY	12.9%	14.7%	YoY



Row/Townhouse

AVERAGE	<b>\$215K</b>	MEDIAN	<b>\$197K</b>
MoM	2.1%	0.7%	MoM
YoY	13.7%	7.3%	YoY



Apartment Condominium

## NEW LISTINGS



Current Month	<b>2,727</b>	Month-over-Month	<b>↑ 45.4%</b>
YTD	<b>6,319</b>	Year-over-Year	<b>↑ 9.7%</b>



## SALES

Current Month	<b>1,757</b>	Month-over-Month	<b>↑ 39.2%</b>
YTD	<b>4,201</b>	Year-over-Year	<b>↑ 1.7%</b>

3,548



## INVENTORY



Detached	<b>\$2,267,400</b>
Semi-Detached	<b>\$705,000</b>
Row/Townhouse	<b>\$645,000</b>
Apartment Condominium	<b>\$1,425,000</b>



## HIGH ROLLERS

## MONTHS OF INVENTORY

2.0




## AVERAGE DAYS ON MARKET FOR MONTHLY SALES

● THIS YEAR ● LAST YEAR

Detached	30	39
Semi-Detached	24	32
Row/Townhouse	24	34
Apartment Condominium	42	46
All Residential	31	39



NEW LISTINGS



Current Month


3,780

↑ 44.5%

YTD

8,799

↑ 7.5%



Current Month

2,494

↑ 36.9%


YTD

5,910


↑ 1.3%

SALES

4,848



INVENTORY



Detached

\$2,267,400

Semi-detached


\$862,400

Row/Townhouse

\$645,000

Apartment Condominium


\$1,425,000



HIGH ROLLERS

MONTHS OF INVENTORY

1.9



AVERAGE DAYS ON MARKET FOR MONTHLY SALES

Detached

30

40

Semi-Detached

22

35

Row/Townhouse

25

35

Apartment Condominium

42

46


All Residential

30

40

● THIS YEAR

● LAST YEAR



SELLING PRICE COMPARISONS									
ALL RESIDENTIAL		DETACHED		SEMI-DETACHED		ROW/TOWNHOUSE		APARTMENT CONDOMINIUM	
AVERAGE	\$460K	AVERAGE	\$575K	AVERAGE	\$431K	AVERAGE	\$315K	AVERAGE	\$218K
MoM	2.5%	MoM	1.2%	MoM	2.3%	MoM	4.6%	MoM	1.4%
YoY	9.3%	YoY	11.2%	YoY	5.3%	YoY	11.3%	YoY	12.2%
MEDIAN	\$445K	MEDIAN	\$535K	MEDIAN	\$425K	MEDIAN	\$323K	MEDIAN	\$197K
MoM	2.3%	MoM	0.9%	MoM	0.0%	MoM	5.7%	MoM	-0.1%
YoY	9.9%	YoY	12.6%	YoY	6.2%	YoY	11.2%	YoY	6.1%

\* Greater Edmonton Area includes Beaumont, Bon Accord, Bruderheim, Calmar, Devon, Edmonton, Fort Saskatchewan, Gibbons, Leduc, Legal, Morinville, New Sarepta, Redwater, Rural Leduc County, Rural Parkland County, Rural Strathcona County, Rural Sturgeon County, Sherwood Park, Spruce Grove, St. Albert, Stony Plain, Thorsby, Wabamun, Warburg



NEW LISTINGS



Current Month	Month-over-Month
2,727	↑ 45.4%
YTD	Year-over-Year
6,319	↑ 9.7%



Current Month	Month-over-Month
1,757	↑ 39.2%
YTD	Year-over-Year
4,201	↑ 1.7%

3,548



INVENTORY



Detached	\$2,267,400
Semi-detached	\$705,000
Row/Townhouse	\$645,000
Apartment Condominium	\$1,425,000



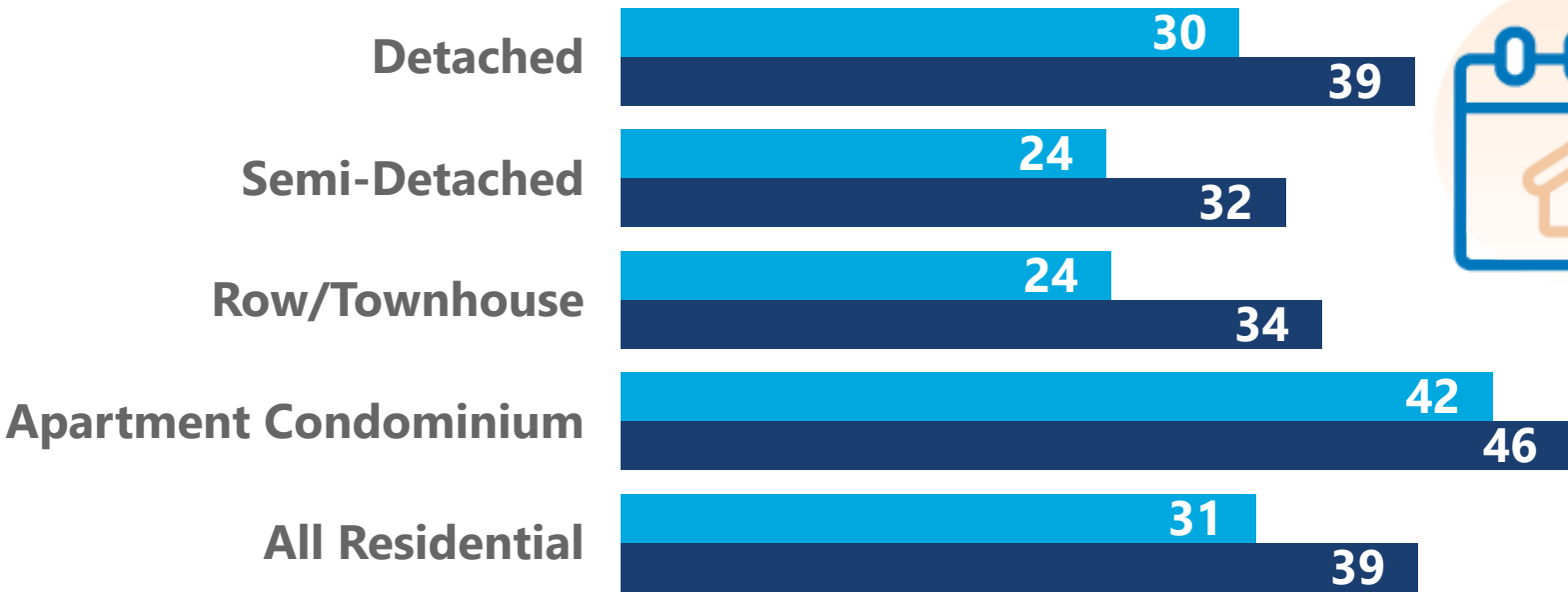
HIGH ROLLERS

MONTHS OF INVENTORY

2.0



AVERAGE DAYS ON MARKET FOR MONTHLY SALES



● THIS YEAR ● LAST YEAR

SELLING PRICE COMPARISONS



ALL  
RESIDENTIAL

AVERAGE	\$440K
MoM	4.3%
YoY	10.9%
MEDIAN	\$425K
MoM	2.4%
YoY	10.0%



DETACHED

AVERAGE	\$574K
MoM	3.7%
YoY	14.2%
MEDIAN	\$527K
MoM	1.3%
YoY	12.4%



SEMI-DETACHED

AVERAGE	\$428K
MoM	0.2%
YoY	3.3%
MEDIAN	\$425K
MoM	-1.2%
YoY	4.6%



ROW/TOWNHOUSE

AVERAGE	\$312K
MoM	5.7%
YoY	12.9%
MEDIAN	\$318K
MoM	9.7%
YoY	14.7%



APARTMENT  
CONDOMINIUM

AVERAGE	\$215K
MoM	2.1%
YoY	13.7%
MEDIAN	\$197K
MoM	0.7%
YoY	7.3%

## MLS® HOME PRICE INDEX

**\$438K**

Benchmark Price



**2.2%**

Month-over-Month



**12.2%**

Year-over-Year

**\$460K**

Average Sales Price



**2.5%**

Month-over-Month



**9.3%**

Year-over-Year

**\$445K**

Median Sales Price



**2.3%**

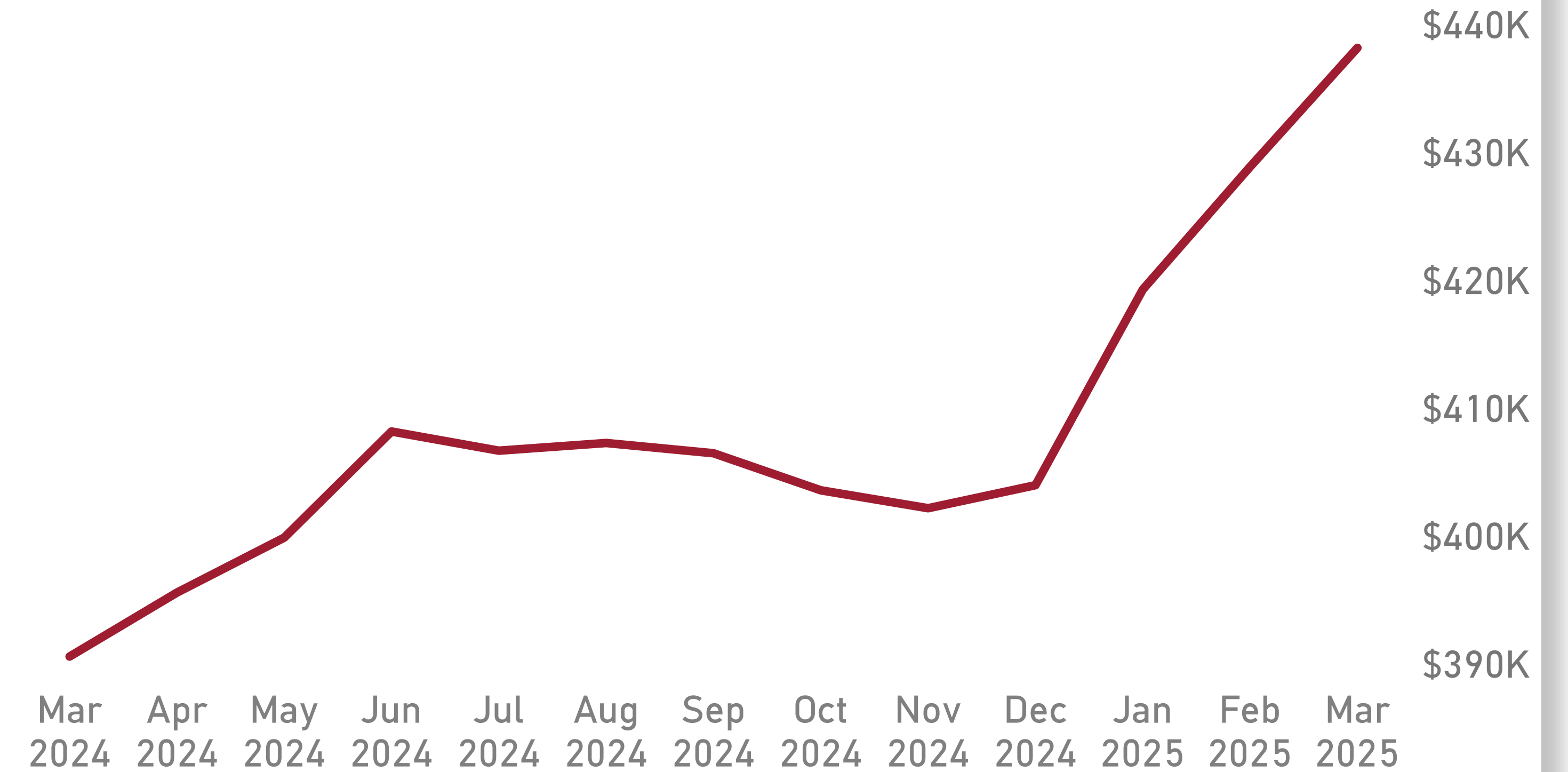
Month-over-Month



**9.9%**

Year-over-Year

## BENCHMARK PRICE TREND



**\$516K**

Benchmark Price



**2.1%**


Month-over-Month



**14.0%**

Year-over-Year

**SINGLE FAMILY**



**\$215K**

Benchmark Price



**3.9%**

Month-over-Month



**14.7%**

Year-over-Year

**APARTMENT**



**\$304K**

Benchmark Price



**3.8%**

Month-over-Month



**20.3%**

Year-over-Year

**TOWNHOUSE**

## MLS® HOME PRICE INDEX

**\$428K**

Benchmark Price



**2.3%**

Month-over-Month




**12.0%**

Year-over-Year

**\$440K**

Average Sales Price



**4.3%**

Month-over-Month




**10.9%**

Year-over-Year

**\$425K**

Median Sales Price



**2.4%**

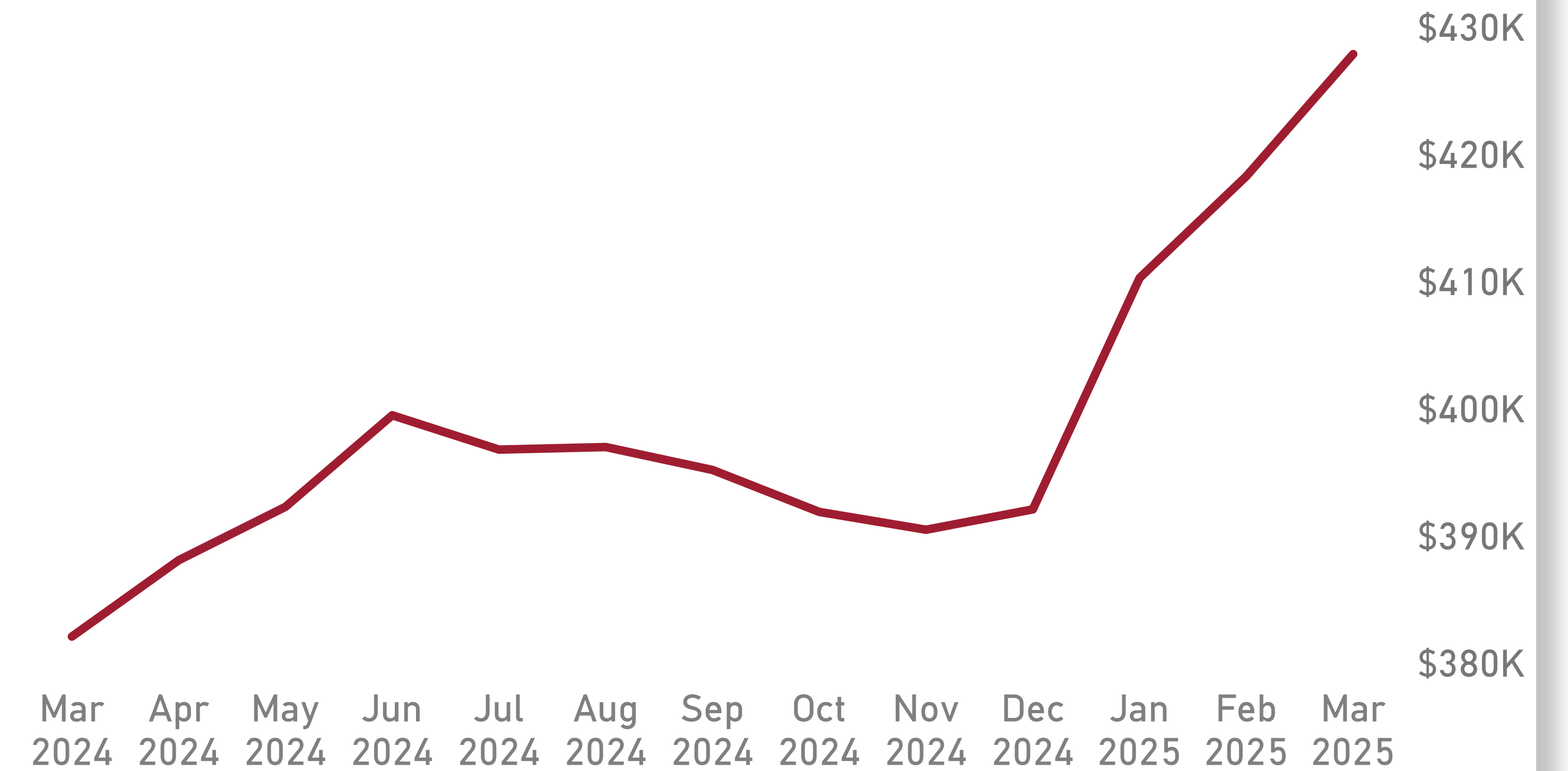
Month-over-Month



**10.0%**

Year-over-Year

## BENCHMARK PRICE TREND



**\$523K**

Benchmark Price



**2.3%**


Month-over-Month



**14.0%**

Year-over-Year

**SINGLE FAMILY**



**\$211K**

Benchmark Price



**4.0%**

Month-over-Month



**15.7%**

Year-over-Year

**APARTMENT**



**\$300K**

Benchmark Price



**3.7%**

Month-over-Month



**22.3%**

Year-over-Year

**TOWNHOUSE**

## NEW LISTINGS



Current Month

3,780

Month-over-Month



44.5%

YTD

8,799

Year-over-Year



7.5%

*\* Greater Edmonton Area includes Beaumont, Bon Accord, Bruderheim, Calmar, Devon, Edmonton, Fort Saskatchewan, Gibbons, Leduc, Legal, Morinville, New Sarepta, Redwater, Rural Leduc County, Rural Parkland County, Rural Strathcona County, Rural Sturgeon County, Sherwood Park, Spruce Grove, St. Albert, Stony Plain, Thorsby, Wabamun, Warburg.*



## NEW LISTINGS



Current Month

2,727

Month-over-Month



45.4%

YTD

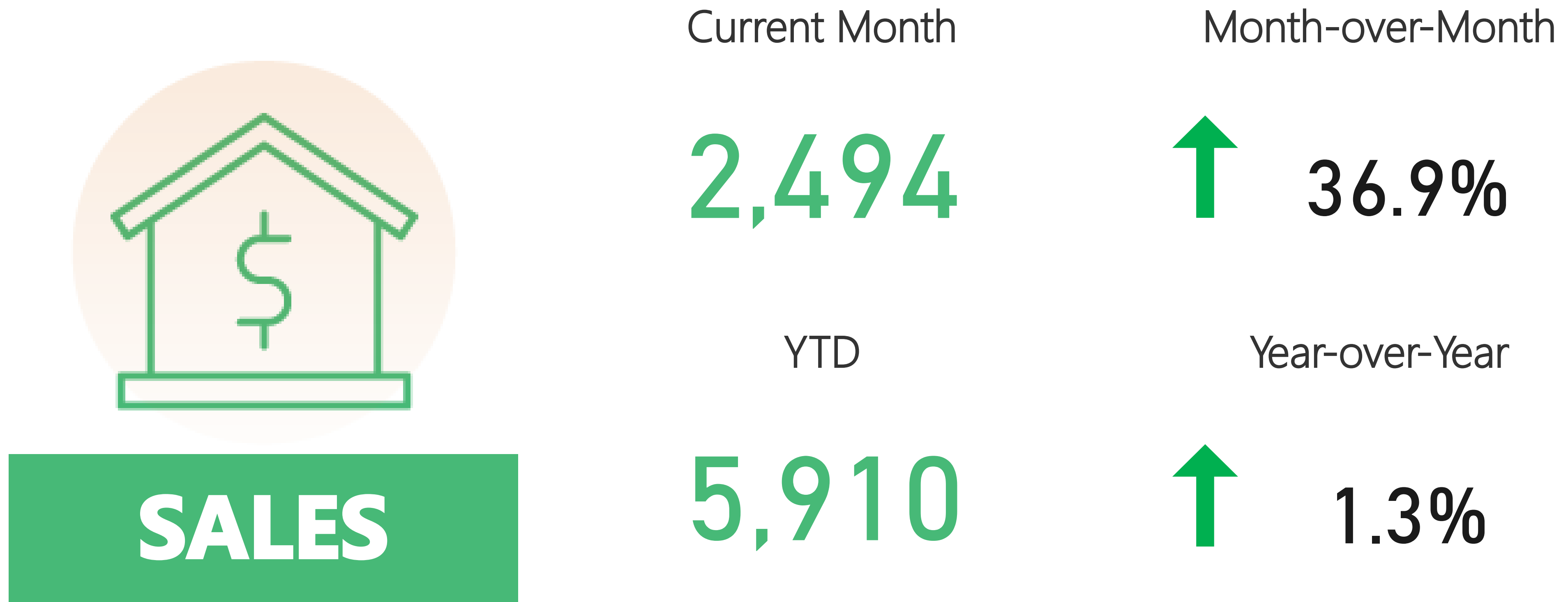
6,319

Year-over-Year



9.7%





*\* Greater Edmonton Area includes Beaumont, Bon Accord, Bruderheim, Calmar, Devon, Edmonton, Fort Saskatchewan, Gibbons, Leduc, Legal, Morinville, New Sarepta, Redwater, Rural Leduc County, Rural Parkland County, Rural Strathcona County, Rural Sturgeon County, Sherwood Park, Spruce Grove, St. Albert, Stony Plain, Thorsby, Wabamun, Warburg.*



**SALES**

Current Month

**1,757**

YTD

**4,201**

Month-over-Month



**39.2%**

Year-over-Year



**1.7%**

4,848



**INVENTORY**

1.9



**MOI**

*\* Greater Edmonton Area includes Beaumont, Bon Accord, Bruderheim, Calmar, Devon, Edmonton, Fort Saskatchewan, Gibbons, Leduc, Legal, Morinville, New Sarepta, Redwater, Rural Leduc County, Rural Parkland County, Rural Strathcona County, Rural Sturgeon County, Sherwood Park, Spruce Grove, St. Albert, Stony Plain, Thorsby, Wabamun, Warburg.*

3,548



**INVENTORY**

2.0



**MOI**





Detached

**\$2,267,400**

Semi-Detached

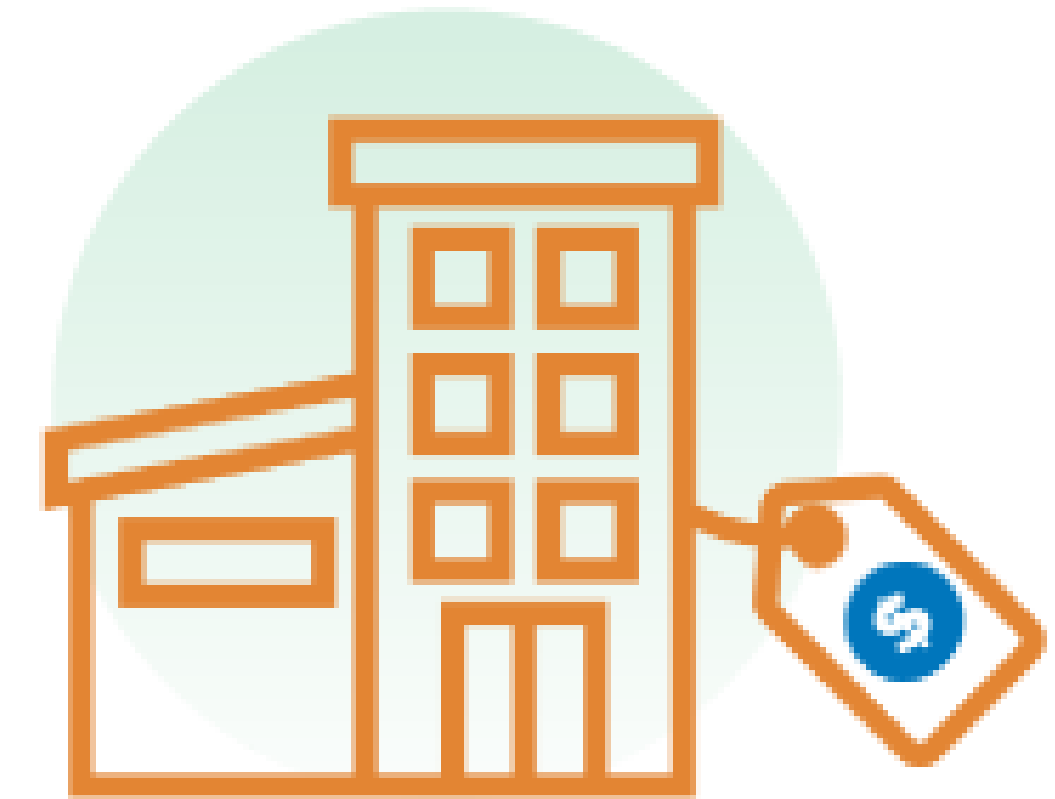
**\$862,400**

Row/Townhouse

**\$645,000**

Apartment  
Condominium

**\$1,425,000**



**HIGH ROLLERS**

*\* Greater Edmonton Area includes Beaumont, Bon Accord, Bruderheim, Calmar, Devon, Edmonton, Fort Saskatchewan, Gibbons, Leduc, Legal, Morinville, New Sarepta, Redwater, Rural Leduc County, Rural Parkland County, Rural Strathcona County, Rural Sturgeon County, Sherwood Park, Spruce Grove, St. Albert, Stony Plain, Thorsby, Wabamun, Warburg.*



Detached

**\$2,267,400**

Semi-Detached


**\$705,000**

Row/Townhouse

**\$645,000**

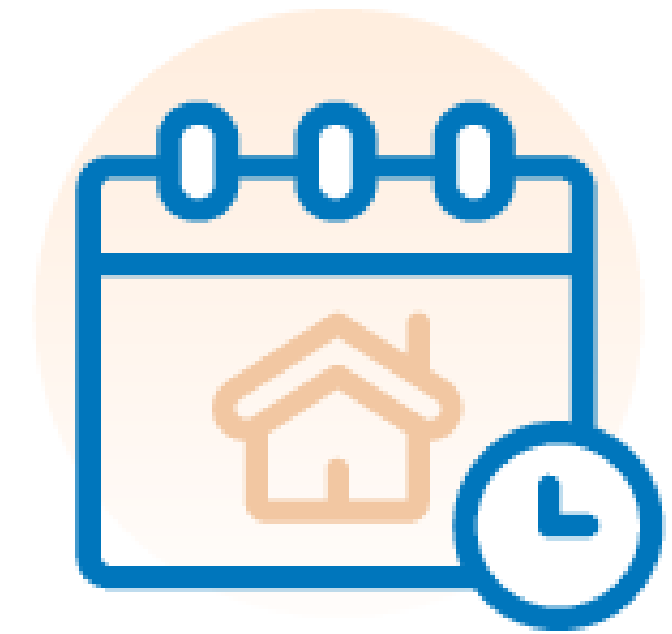
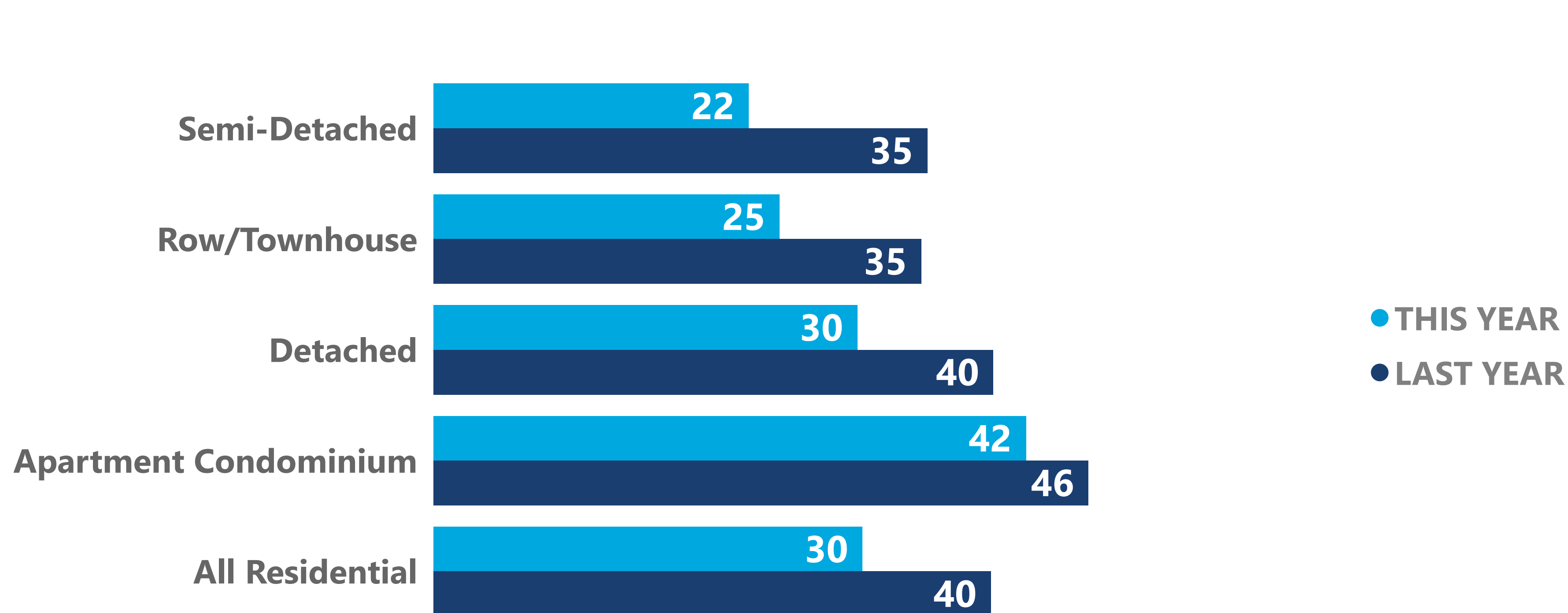
Apartment  
Condominium

**\$1,425,000**



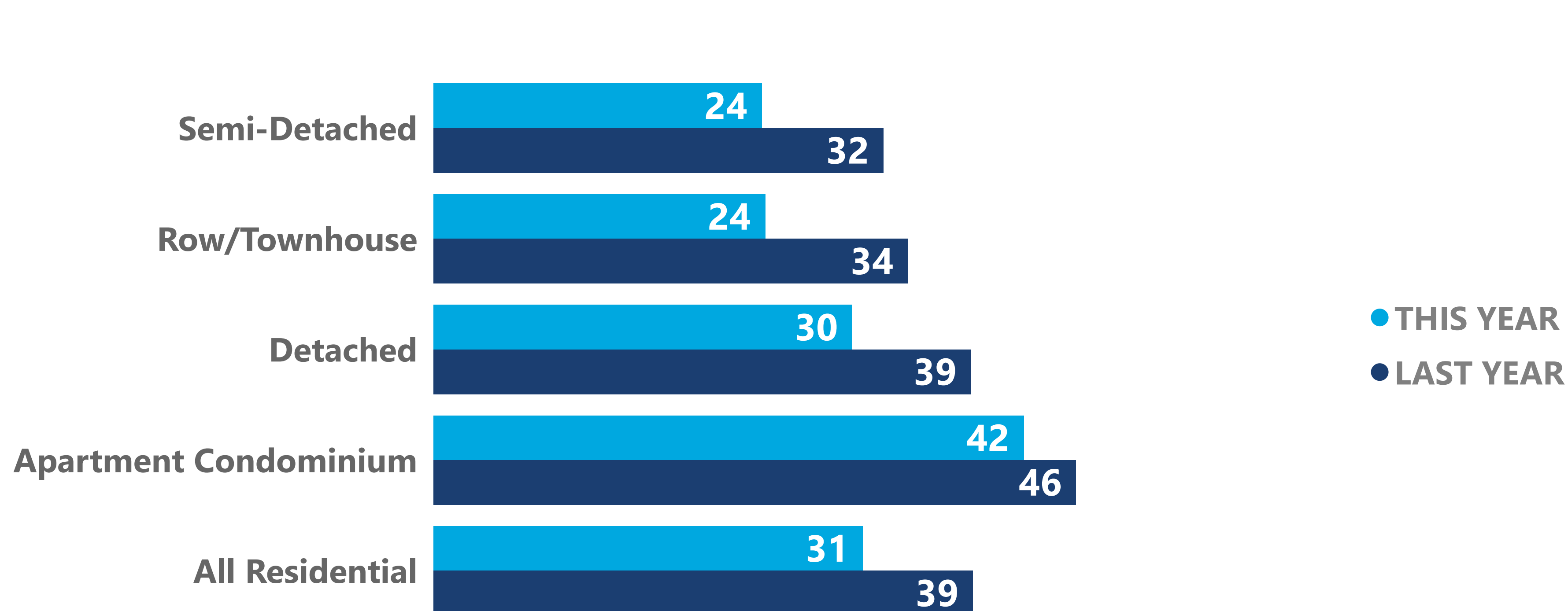
**HIGH ROLLERS**

## AVERAGE DAYS ON MARKET FOR MONTHLY SALES



\* Greater Edmonton Area includes Beaumont, Bon Accord, Bruderheim, Calmar, Devon, Edmonton, Fort Saskatchewan, Gibbons, Leduc, Legal, Morinville, New Sarepta, Redwater, Rural Leduc County, Rural Parkland County, Rural Strathcona County, Rural Sturgeon County, Sherwood Park, Spruce Grove, St. Albert, Stony Plain, Thorsby, Wabamun, Warburg.

## AVERAGE DAYS ON MARKET FOR MONTHLY SALES





AVERAGE

**\$460K**

**\$445K**

MEDIAN

MoM

**2.5%**

**2.3%**

MoM

YoY

**9.3%**

**9.9%**

YoY



## All Residential

*\* Greater Edmonton Area includes Beaumont, Bon Accord, Bruderheim, Calmar, Devon, Edmonton, Fort Saskatchewan, Gibbons, Leduc, Legal, Morinville, New Sarepta, Redwater, Rural Leduc County, Rural Parkland County, Rural Strathcona County, Rural Sturgeon County, Sherwood Park, Spruce Grove, St. Albert, Stony Plain, Thorsby, Wabamun, Warburg.*

AVERAGE

**\$440K**

**\$425K**

MEDIAN

MoM

**4.3%**

**2.4%**

MoM

YoY

**10.9%**

**10.0%**

YoY



**All Residential**

AVERAGE

**\$575K**

MoM

**1.2%**

YoY

**11.2%**



**Detached**

**\$535K**

MEDIAN

**0.9%**

MoM

**12.6%**

YoY

*\* Greater Edmonton Area includes Beaumont, Bon Accord, Bruderheim, Calmar, Devon, Edmonton, Fort Saskatchewan, Gibbons, Leduc, Legal, Morinville, New Sarepta, Redwater, Rural Leduc County, Rural Parkland County, Rural Strathcona County, Rural Sturgeon County, Sherwood Park, Spruce Grove, St. Albert, Stony Plain, Thorsby, Wabamun, Warburg.*

AVERAGE

**\$574K**

MoM

**3.7%**

YoY

**14.2%**



**Detached**

**\$527K**

MEDIAN

**1.3%**

MoM

**12.4%**

YoY



AVERAGE

**\$431K**

MoM

**2.3%**

YoY

**5.3%**



## Semi-Detached

**\$425K**

MEDIAN

**0.0%**

MoM

**6.2%**

YoY

*\* Greater Edmonton Area includes Beaumont, Bon Accord, Bruderheim, Calmar, Devon, Edmonton, Fort Saskatchewan, Gibbons, Leduc, Legal, Morinville, New Sarepta, Redwater, Rural Leduc County, Rural Parkland County, Rural Strathcona County, Rural Sturgeon County, Sherwood Park, Spruce Grove, St. Albert, Stony Plain, Thorsby, Wabamun, Warburg.*

AVERAGE

**\$428K**

MoM

**0.2%**

YoY

**3.3%**



**Semi-Detached**

**\$425K**

MEDIAN

**-1.2%**

MoM

**4.6%**

YoY

AVERAGE

**\$315K**

**\$323K**

MEDIAN

MoM

**4.6%**

**5.7%**

MoM

YoY

**11.3%**

**11.2%**

YoY



## Row/Townhouse

*\* Greater Edmonton Area includes Beaumont, Bon Accord, Bruderheim, Calmar, Devon, Edmonton, Fort Saskatchewan, Gibbons, Leduc, Legal, Morinville, New Sarepta, Redwater, Rural Leduc County, Rural Parkland County, Rural Strathcona County, Rural Sturgeon County, Sherwood Park, Spruce Grove, St. Albert, Stony Plain, Thorsby, Wabamun, Warburg.*

AVERAGE

**\$312K**

**\$318K**

MEDIAN

MoM

**5.7%**

**9.7%**

MoM

YoY

**12.9%**

**14.7%**

YoY



**Row/Townhouse**